

## Report Criteria:

Detail report.

Invoices with totals above \$0 included.

Paid and unpaid invoices included.

Vendor	Vendor Name	Invoice Number	Description	Invoice Date	Net Invoice Amount	Amount Paid	Date Paid
<b>8350</b>							
8350	A T & T	09042016	LONG DISTANCE PHONE BILLIN	09/04/2016	259.68	259.68	10/04/2016
Total 8350:					259.68	259.68	
<b>10300</b>							
10300	BALLARD SPAHR ANDREWS & I	2016094923	legal	09/26/2016	1,465.20	1,465.20	10/04/2016
10300	BALLARD SPAHR ANDREWS & I	2016094924	legal	09/26/2016	782.55	782.55	10/04/2016
Total 10300:					2,247.75	2,247.75	
<b>12000</b>							
12000	CASELLE	75324	PROGRAMS/SUPPORT	09/01/2016	660.00	660.00	10/04/2016
12000	CASELLE	75934	PROGRAMS/SUPPORT	10/01/2016	660.00	660.00	10/11/2016
Total 12000:					1,320.00	1,320.00	
<b>15500</b>							
15500	DAY'S MARKET	09/06/2016	Supplies	09/06/2016	690.33	690.33	10/04/2016
Total 15500:					690.33	690.33	
<b>36000</b>							
36000	HICKEN OXYGEN @ PLAZA	08312016	FILL AIR TANKS	08/31/2016	6.00	6.00	10/04/2016
Total 36000:					6.00	6.00	
<b>40000</b>							
40000	INTERNAL REVENUE SER CTR	10012016	FICA FEDERAL PAYROLL TAXES	10/01/2016	1,729.87	1,729.87	10/04/2016
Total 40000:					1,729.87	1,729.87	
<b>46700</b>							
46700	L N CURTIS & SONS	48893	EQUIPMENT - SUPPLIES	08/30/2016	209.21	209.21	10/04/2016
46700	L N CURTIS & SONS	50004	EQUIPMENT - SUPPLIES	09/06/2016	24.05	24.05	10/04/2016
46700	L N CURTIS & SONS	50875	EQUIPMENT / SUPPLIES	09/09/2016	349.94	349.94	10/04/2016
46700	L N CURTIS & SONS	52683	EQUIPMENT - SUPPLIES	09/19/2016	152.00	152.00	10/04/2016
Total 46700:					735.20	735.20	
<b>49100</b>							
49100	JTC- MOUNTAINLAND ONE STO	08312016	PROPANE	08/31/2016	26.76	26.76	10/04/2016
Total 49100:					26.76	26.76	
<b>62000</b>							
62000	HURST	09302016	SUPPLIES	09/30/2016	24.94	24.94	10/04/2016
Total 62000:					24.94	24.94	
<b>65000</b>							
65000	UTAH LOCAL GOVERNMENTS T	09122016	Workers Comp	09/12/2016	1,768.04	1,768.04	10/04/2016

Vendor	Vendor Name	Invoice Number	Description	Invoice Date	Net Invoice Amount	Amount Paid	Date Paid
Total 65000:					1,768.04	1,768.04	
<b>66150</b>							
66150	ROCKY MOUNTAIN POWER	09202016	JORDANELLE FIRE STATION	09/20/2016	603.53	603.53	10/04/2016
Total 66150:					603.53	603.53	
<b>66200</b>							
66200	UTAH STATE TAX COMMISSION	10032016	STATE WITHHOLDING	10/03/2016	3,472.25	3,472.25	10/04/2016
66200	UTAH STATE TAX COMMISSION	10032016	STATE WITHHOLDING	10/03/2016	2,366.33	2,366.33	10/04/2016
Total 66200:					5,838.58	5,838.58	
<b>66225</b>							
66225	UTAH RETIREMENT SYSTEMS	09152016	RETIREMENT	09/15/2016	1,122.04	1,122.04	09/21/2016
66225	UTAH RETIREMENT SYSTEMS	09152016	RETIREMENT	09/15/2016	18,033.72	18,033.72	09/21/2016
66225	UTAH RETIREMENT SYSTEMS	100116	RETIREMENT	10/01/2016	12,020.18	12,020.18	10/03/2016
66225	UTAH RETIREMENT SYSTEMS	100116	RETIREMENT	10/01/2016	976.50	976.50	10/03/2016
Total 66225:					32,152.44	32,152.44	
<b>78000</b>							
78000	WASATCH COUNTY SOLID WAS	10012016	UTILITIES	10/01/2016	110.00	110.00	10/11/2016
Total 78000:					110.00	110.00	
<b>79500</b>							
79500	WAVE PUBLISHING	J72459	OFFICE SUPPLIES	08/30/2016	580.00	580.00	10/04/2016
Total 79500:					580.00	580.00	
<b>90015</b>							
90015	JORDANELLE SPECIAL SERVIC	09302016	MONTHLY WATER AND SEWER	09/30/2016	966.96	966.96	10/04/2016
Total 90015:					966.96	966.96	
<b>90082</b>							
90082	COLONIAL SUPPLEMENTAL IN	7667819-1001	SUPPLEMENTAL INSURANCE	09/20/2016	65.15	65.15	10/04/2016
Total 90082:					65.15	65.15	
<b>90108</b>							
90108	ELECTRICAL WHOLESALE SUP	10012016	ELECTRICAL EQUIPMENT	10/01/2016	37.09	37.09	10/11/2016
90108	ELECTRICAL WHOLESALE SUP	911802706	ELECTRICAL EQUIPMENT	09/06/2016	24.11	24.11	10/04/2016
Total 90108:					61.20	61.20	
<b>90109</b>							
90109	ALL WEST COMMUNICATIONS	10012016	DSL INTERNET	10/01/2016	69.95	69.95	10/04/2016
Total 90109:					69.95	69.95	
<b>90145</b>							
90145	WELLS FARGO	10042016	DIRECT TV	10/04/2016	139.17	139.17	10/04/2016
90145	WELLS FARGO	10042016	amazon	10/04/2016	69.00	69.00	10/04/2016
90145	WELLS FARGO	10042016	days market- supplies	10/04/2016	18.47	18.47	10/04/2016
90145	WELLS FARGO	10042016	days market- supplies	10/04/2016	15.61	15.61	10/04/2016




Vendor	Vendor Name	Invoice Number	Description	Invoice Date	Net Invoice Amount	Amount Paid	Date Paid
90145	WELLS FARGO	10042016	daisy me design- engraved call nu	10/04/2016	224.00	224.00	10/04/2016
90145	WELLS FARGO	10042016	cheap batteries.com	10/04/2016	146.78	146.78	10/04/2016
90145	WELLS FARGO	10042016	staples	10/04/2016	111.84	111.84	10/04/2016
Total 90145:					724.87	724.87	
<b>90184</b>							
90184	FUELMAN	09022016	AMBULANCE FUEL	09/02/2016	1,263.60	1,263.60	10/04/2016
90184	FUELMAN	10032016	FUEL	10/01/2016	850.35	850.35	10/11/2016
Total 90184:					2,113.95	2,113.95	
<b>90209</b>							
90209	CINTAS	180156210	SUPPLIES	10/05/2016	66.63	66.63	10/11/2016
Total 90209:					66.63	66.63	
<b>90241</b>							
90241	WASATCH COUNTY COMMUNIC	0716	PAGERS/RADIOS	09/12/2016	3,585.74	3,585.74	10/04/2016
Total 90241:					3,585.74	3,585.74	
<b>90263</b>							
90263	TRACY'S AUTO REPAIR	09302016	JE1 REPAIR	09/30/2016	1,686.61	1,686.61	10/04/2016
Total 90263:					1,686.61	1,686.61	
<b>91000</b>							
91000	TESCH LAW OFFICES	74153	ATTORNEY FEES	08/31/2016	2,973.13	2,973.13	10/04/2016
91000	TESCH LAW OFFICES	74154	ATTORNEY FEES	08/31/2016	11,917.67	11,917.67	10/04/2016
Total 91000:					14,890.80	14,890.80	
<b>91022</b>							
91022	AIRGAS INTERMOUNTAIN INC	9938907477	OXYGEN REFILL	08/31/2016	4.34	4.34	10/04/2016
91022	AIRGAS INTERMOUNTAIN INC	9939616711	OXYGEN REFILL	10/30/2016	4.20	4.20	10/11/2016
Total 91022:					8.54	8.54	
<b>91315</b>							
91315	KIERSTAN SMITH, CPA	167	CPA SERVICES	10/11/2016	292.50	292.50	10/11/2016
Total 91315:					292.50	292.50	
<b>91328</b>							
91328	WASATCH AUTO PARTS	09/08/2016	EQUIPMENT-REPAIRS AND MAI	09/08/2016	40.33	40.33	10/04/2016
91328	WASATCH AUTO PARTS	09/19/2016	EQUIPMENT-REPAIRS AND MAI	09/19/2016	34.96	34.96	10/04/2016
91328	WASATCH AUTO PARTS	09/26/2016	EQUIPMENT-REPAIRS AND MAI	09/26/2016	16.28	16.28	10/04/2016
91328	WASATCH AUTO PARTS	88291	EQUIPMENT-REPAIRS AND MAI	07/08/2016	9.38	9.38	10/11/2016
91328	WASATCH AUTO PARTS	93499	EQUIPMENT-REPAIRS AND MAI	09/09/2016	44.95	44.95	10/11/2016
91328	WASATCH AUTO PARTS	93633	EQUIPMENT-REPAIRS AND MAI	09/12/2016	12.78	12.78	10/11/2016
91328	WASATCH AUTO PARTS	94315	EQUIPMENT-REPAIRS AND MAI	09/20/2016	31.33	31.33	10/11/2016
91328	WASATCH AUTO PARTS	94841	EQUIPMENT-REPAIRS AND MAI	09/28/2016	8.77	8.77	10/11/2016
Total 91328:					198.78	198.78	
<b>91340</b>							
91340	POSITIVE PROMOTIONS, INC	5589801	PROMOTIONAL/EDUCATION IT	09/26/2016	342.27	342.27	10/04/2016

Vendor	Vendor Name	Invoice Number	Description	invoice Date	Net Invoice Amount	Amount Paid	Date Paid
Total 91340:					342.27	342.27	
<b>91374</b>							
91374	WINTERROSE, BRAD	10012016	TUITION REIMBURSEMENT	10/02/2016	1,000.00	1,000.00	10/04/2016
Total 91374:					1,000.00	1,000.00	
Grand Totals:					74,167.07	74,167.07	

Dated: \_\_\_\_\_

Fire Board Chairman:  \_\_\_\_\_

Board Members: \_\_\_\_\_

 \_\_\_\_\_  
 \_\_\_\_\_  
 \_\_\_\_\_

Fire Chief: \_\_\_\_\_

Report Criteria:

- Detail report.
- Invoices with totals above \$0 included.
- Paid and unpaid invoices included.

Report Criteria:

- Paid transmittals included
- Unpaid transmittals included




Transmittal Number	Name	Check Number	Pay Per Date	Pay Code	Description	GL Account	Amount
1							
1	INTERNAL REVENUE SE	0	09/25/2016	74-00	941 FICA/FWH Tax Deposit Social Secu	1-21100	729.45
1	INTERNAL REVENUE SE	0	09/25/2016	74-00	941 FICA/FWH Tax Deposit Social Secu	4-21100	841.39
1	INTERNAL REVENUE SE	0	09/25/2016	74-00	941 FICA/FWH Tax Deposit Social Secu	1-21100	729.44
1	INTERNAL REVENUE SE	0	09/25/2016	74-00	941 FICA/FWH Tax Deposit Social Secu	4-21100	841.40
1	INTERNAL REVENUE SE	0	09/25/2016	75-00	941 FICA/FWH Tax Deposit Medicare P	1-21100	170.59
1	INTERNAL REVENUE SE	0	09/25/2016	75-00	941 FICA/FWH Tax Deposit Medicare P	4-21100	196.79
1	INTERNAL REVENUE SE	0	09/25/2016	75-00	941 FICA/FWH Tax Deposit Medicare P	1-21100	170.61
1	INTERNAL REVENUE SE	0	09/25/2016	75-00	941 FICA/FWH Tax Deposit Medicare P	4-21100	196.77
1	INTERNAL REVENUE SE	0	09/25/2016	76-00	941 FICA/FWH Tax Deposit FWT Pay P	1-21200	1,243.64
1	INTERNAL REVENUE SE	0	09/25/2016	76-00	941 FICA/FWH Tax Deposit FWT Pay P	4-21200	1,452.96
Total 1:							6,573.04
Grand Totals:							6,573.04

*[Handwritten signatures]*  
 M Keeler  
 Doug Roosh  
 [Signature]

Report Criteria:



Paid transmittals included  
Unpaid transmittals included

Transmittal Number	Name	Check Number	Pay Per Date	Pay Code	Description	GL Account	Amount
1							
1	INTERNAL REVENUE SE	0	09/24/2016	74-00	941 FICA/FWH Tax Deposit Social Secu	1-21100	1,364.87
1	INTERNAL REVENUE SE	0	09/24/2016	74-00	941 FICA/FWH Tax Deposit Social Secu	1-21100	1,364.87
1	INTERNAL REVENUE SE	0	09/24/2016	75-00	941 FICA/FWH Tax Deposit Medicare P	1-21100	319.20
1	INTERNAL REVENUE SE	0	09/24/2016	75-00	941 FICA/FWH Tax Deposit Medicare P	1-21100	319.20
1	INTERNAL REVENUE SE	0	09/24/2016	76-00	941 FICA/FWH Tax Deposit FWT Pay P	1-21200	2,352.36
Total 1:							5,720.50
Grand Totals:							5,720.50

  
Mike Kalle  
By   


Report Criteria:  
Paid transmittals included  
Unpaid transmittals included



Transmittal Number	Name	Check Number	Pay Per Date	Pay Code	Description	GL Account	Amount
1							
1	INTERNAL REVENUE SE	0	09/10/2016	74-00	941 FICA/FWH Tax Deposit Social Secu	1-21100	1,358.47
1	INTERNAL REVENUE SE	0	09/10/2016	74-00	941 FICA/FWH Tax Deposit Social Secu	1-21100	1,358.47
1	INTERNAL REVENUE SE	0	09/10/2016	75-00	941 FICA/FWH Tax Deposit Medicare P	1-21100	317.70
1	INTERNAL REVENUE SE	0	09/10/2016	75-00	941 FICA/FWH Tax Deposit Medicare P	1-21100	317.70
1	INTERNAL REVENUE SE	0	09/10/2016	76-00	941 FICA/FWH Tax Deposit FWT Pay P	1-21200	2,324.68
Total 1:							5,677.02
Grand Totals:							5,677.02

  
W. Kallen  
Dagood  


Report Criteria:

- Paid transmittals included
- Unpaid transmittals included

Transmittal Number	Name	Check Number	Pay Per Date	Pay Code	Description	GL Account	Amount
1							
1	INTERNAL REVENUE SE	0	09/10/2016	74-00	941 FICA/FWH Tax Deposit Social Secu	1-21100	1,885.16
1	INTERNAL REVENUE SE	0	09/10/2016	74-00	941 FICA/FWH Tax Deposit Social Secu	4-21100	918.47
1	INTERNAL REVENUE SE	0	09/10/2016	74-00	941 FICA/FWH Tax Deposit Social Secu	1-21100	1,885.22
1	INTERNAL REVENUE SE	0	09/10/2016	74-00	941 FICA/FWH Tax Deposit Social Secu	4-21100	918.41
1	INTERNAL REVENUE SE	0	09/10/2016	75-00	941 FICA/FWH Tax Deposit Medicare P	1-21100	394.15
1	INTERNAL REVENUE SE	0	09/10/2016	75-00	941 FICA/FWH Tax Deposit Medicare P	4-21100	214.83
1	INTERNAL REVENUE SE	0	09/10/2016	75-00	941 FICA/FWH Tax Deposit Medicare P	1-21100	394.18
1	INTERNAL REVENUE SE	0	09/10/2016	75-00	941 FICA/FWH Tax Deposit Medicare P	4-21100	214.80
1	INTERNAL REVENUE SE	0	09/10/2016	76-00	941 FICA/FWH Tax Deposit FWT Pay P	1-21200	1,763.05
1	INTERNAL REVENUE SE	0	09/10/2016	76-00	941 FICA/FWH Tax Deposit FWT Pay P	4-21200	1,614.12
Total 1:							9,802.39
Grand Totals:							9,802.39

  
April Kalleen  
  
Dan Wood  
