

## Report Criteria:

Detail report.  
Invoices with totals above \$0 included.  
Paid and unpaid invoices included.

Vendor	Vendor Name	Invoice Number	Description	Invoice Date	Net Invoice Amount	Amount Paid	Date Paid
<b>8350</b>							
8350	A T & T	11042017	LONG DISTANCE PHONE BILLIN	11/04/2017	662.59	662.59	12/07/2017
Total 8350:					662.59	662.59	
<b>9200</b>							
9200	AFLAC	11272017	AFLAC INSURANCE	11/27/2017	221.16	221.16	12/07/2017
9200	AFLAC	11272017	AFLAC INSURANCE	11/27/2017	213.60	213.60	12/07/2017
Total 9200:					434.76	434.76	
<b>10300</b>							
10300	BALLARD SPAHR ANDREWS & I	2017120010	legal	12/04/2017	9,436.05	9,436.05	12/07/2017
10300	BALLARD SPAHR ANDREWS & I	2017120011	legal	12/04/2017	20,130.30	20,130.30	12/07/2017
Total 10300:					29,566.35	29,566.35	
<b>12000</b>							
12000	CASELLE	84566	PROGRAMS/SUPPORT	12/01/2017	660.00	660.00	12/07/2017
Total 12000:					660.00	660.00	
<b>39000</b>							
39000	KENT HYLTON	12032017	EQUIPMENT MAINTENANCE	12/03/2017	1,100.00	1,100.00	12/07/2017
Total 39000:					1,100.00	1,100.00	
<b>40000</b>							
40000	INTERNAL REVENUE SER CTR	12042017	FICA FEDERAL PAYROLL TAXES	12/04/2017	26.63	26.63	12/07/2017
Total 40000:					26.63	26.63	
<b>49100</b>							
49100	JTC- MOUNTAINLAND ONE STO	10312017	PROPANE	10/31/2017	21.41	21.41	12/07/2017
Total 49100:					21.41	21.41	
<b>49595</b>							
49595	DOMINION ENERGY	11152017	NATURAL GAS SERVICE	11/15/2017	109.38	109.38	12/07/2017
Total 49595:					109.38	109.38	
<b>50960</b>							
50960	SMITH CUSTOMER CHARGES-	11042017	SUPPLIES AND MATERIALS	11/04/2017	16.96	16.96	12/07/2017
Total 50960:					16.96	16.96	
<b>65000</b>							
65000	UTAH LOCAL GOVERNMENTS T	11152017	Workers comp	11/15/2017	2,146.61	2,146.61	12/07/2017
65000	UTAH LOCAL GOVERNMENTS T	11152017	Workers Comp	11/15/2017	2,146.61	2,146.61	12/07/2017
Total 65000:					4,293.22	4,293.22	

Vendor	Vendor Name	Invoice Number	Description	Invoice Date	Net Invoice Amount	Amount Paid	Date Paid
66150							
66150	ROCKY MOUNTAIN POWER	11202017	JORDANELLE FIRE STATION	11/20/2017	554.38	554.38	12/07/2017
Total 66150:					554.38	554.38	
66200							
66200	UTAH STATE TAX COMMISSION	1302017	STATE WITHHOLDING	11/30/2017	4,017.30	4,017.30	12/07/2017
66200	UTAH STATE TAX COMMISSION	1302017	STATE WITHHOLDING	11/30/2017	1,931.72	1,931.72	12/07/2017
Total 66200:					5,949.02	5,949.02	
66225							
66225	UTAH RETIREMENT SYSTEMS	11012017	RETIREMENT	11/01/2017	163.74	163.74	11/27/2017
66225	UTAH RETIREMENT SYSTEMS	11292017	RETIREMENT	11/29/2017	14,149.32	14,149.32	11/29/2017
66225	UTAH RETIREMENT SYSTEMS	11292017	RETIREMENT	11/29/2017	847.71	847.71	11/29/2017
Total 66225:					15,160.77	15,160.77	
68000							
68000	VERIZON WIRELESS	12082017	wireless	12/08/2017	109.29	109.29	12/12/2017
Total 68000:					109.29	109.29	
74000							
74000	WASATCH COUNTY	1017	PHONES	11/20/2017	2,711.30	2,711.30	12/07/2017
74000	WASATCH COUNTY	311	HEALTH INSURANCE	11/30/2017	29,317.21	29,317.21	12/07/2017
Total 74000:					32,028.51	32,028.51	
74003							
74003	WASATCH COUNTY TREASURE	09252017-1	REFUND BILLINGS	09/25/2017	87.43	87.43	11/30/2017
Total 74003:					87.43	87.43	
78000							
78000	WASATCH COUNTY SOLID WAS	12012017	UTILITIES	12/01/2017	110.00	110.00	12/07/2017
Total 78000:					110.00	110.00	
90015							
90015	JORDANELLE SPECIAL SERVIC	11302017	MONTHLY WATER AND SEWER	11/30/2017	133.54	133.54	12/07/2017
Total 90015:					133.54	133.54	
90082							
90082	COLONIAL SUPPLEMENTAL IN	12012017	SUPPLEMENTAL INSURANCE	12/01/2017	65.15	65.15	12/07/2017
Total 90082:					65.15	65.15	
90109							
90109	ALL WEST COMMUNICATIONS	12012017	DSL INTERNET	12/01/2017	69.95	69.95	12/07/2017
Total 90109:					69.95	69.95	
90145							
90145	WELLS FARGO	11302017	DISH	11/30/2017	109.68	109.68	12/07/2017
90145	WELLS FARGO	11302017	Wasatch Park Cafe- Chief Lunche	11/30/2017	138.84	138.84	12/07/2017
90145	WELLS FARGO	11302017	APPLE	11/30/2017	.99	.99	12/07/2017

Vendor	Vendor Name	Invoice Number	Description	Invoice Date	Net Invoice Amount	Amount Paid	Date Paid
Total 90145:					249.51	249.51	
<b>90184</b>							
90184	FUELMAN	12012017	AMBULANCE FUEL	12/01/2017	1,315.40	1,315.40	12/07/2017
Total 90184:					1,315.40	1,315.40	
<b>90187</b>							
90187	PITNEY BOWES	12012017	POSTAGE AND LEASE FOR ME	12/01/2017	134.97	134.97	12/07/2017
Total 90187:					134.97	134.97	
<b>90200</b>							
90200	WASATCH COUNTY PUBLIC WO	12012017	HYDROLIC OIL FOR PLATFORM	12/01/2017	149.80	149.80	12/07/2017
Total 90200:					149.80	149.80	
<b>90209</b>							
90209	CINTAS	11302017	RAGS AND RUGS	11/30/2017	69.70	69.70	12/07/2017
Total 90209:					69.70	69.70	
<b>90212</b>							
90212	WEIDNER & ASSOCIATES	11202017	EQUIPMENT AND SUPPLIES	11/20/2017	10,594.12	10,594.12	12/07/2017
90212	WEIDNER & ASSOCIATES	50384	EQUIPMENT AND SUPPLIES	11/21/2017	3,337.00	3,337.00	12/07/2017
90212	WEIDNER & ASSOCIATES	50390	EQUIPMENT AND SUPPLIES	11/27/2017	25.78	25.78	12/07/2017
90212	WEIDNER & ASSOCIATES	50398	EQUIPMENT AND SUPPLIES	11/28/2017	998.22	998.22	12/07/2017
90212	WEIDNER & ASSOCIATES	50402	EQUIPMENT AND SUPPLIES	11/28/2017	72.76	72.76	12/07/2017
90212	WEIDNER & ASSOCIATES	50471	PIERCE 2017 EQUIPMENT	12/07/2017	320.39	320.39	12/07/2017
90212	WEIDNER & ASSOCIATES	50485	EQUIPMENT AND SUPPLIES	12/09/2017	1,915.50	1,915.50	12/12/2017
Total 90212:					17,263.77	17,263.77	
<b>90241</b>							
90241	WASATCH COUNTY COMMUNIC	102017	PAGERS/RADIOS	11/07/2017	3,973.34	3,973.34	12/07/2017
Total 90241:					3,973.34	3,973.34	
<b>90258</b>							
90258	BENX	11302017	CAFETERIA PLAN FOR INS	11/30/2017	85.00	85.00	12/07/2017
Total 90258:					85.00	85.00	
<b>91002</b>							
91002	PROMO INK LLC	10-1430	shirts with embroidery	11/20/2017	1,422.50	1,422.50	12/07/2017
Total 91002:					1,422.50	1,422.50	
<b>91022</b>							
91022	AIRGAS INTERMOUNTAIN INC	11302017	OXYGEN REFILL	11/30/2017	8.54	8.54	12/07/2017
Total 91022:					8.54	8.54	
<b>91315</b>							
91315	KIERSTAN SMITH, CPA	194	cpa	12/04/2017	712.50	712.50	12/07/2017

Vendor	Vendor Name	Invoice Number	Description	Invoice Date	Net Invoice Amount	Amount Paid	Date Paid
Total 91315:					712.50	712.50	
<b>91318</b>							
91318	THOMAS PETROLELUM, LLC	11302017	FUEL FOR EQUIPMENT	11/30/2017	815.88	815.88	12/07/2017
Total 91318:					815.88	815.88	
<b>91328</b>							
91328	WASATCH AUTO PARTS	11012017	EQUIPMENT-REPAIRS AND MAI	11/12/2017	58.29	58.29	12/07/2017
91328	WASATCH AUTO PARTS	11202017	EQUIPMENT-REPAIRS AND MAI	11/20/2017	150.27	150.27	12/07/2017
Total 91328:					208.56	208.56	
<b>91381</b>							
91381	POINT S TIRE AND AUTO SERVI	11302017	VEHICLE REPAIR AND MAINTE	11/30/2017	1,790.88	1,790.88	12/07/2017
91381	POINT S TIRE AND AUTO SERVI	11302017	VEHICLE REPAIR AND MAINTE	11/30/2017	46.78	46.78	12/07/2017
91381	POINT S TIRE AND AUTO SERVI	11302017	VEHICLE REPAIR AND MAINTE	11/30/2017	48.85	48.85	12/07/2017
91381	POINT S TIRE AND AUTO SERVI	11302017	VEHICLE REPAIR AND MAINTE	11/30/2017	28.00	28.00	12/07/2017
91381	POINT S TIRE AND AUTO SERVI	11302017	VEHICLE REPAIR AND MAINTE	11/30/2017	45.54	45.54	12/07/2017
91381	POINT S TIRE AND AUTO SERVI	11302017	VEHICLE REPAIR AND MAINTE	11/30/2017	132.35	132.35	12/07/2017
Total 91381:					2,092.40	2,092.40	
<b>91394</b>							
91394	TESCH LAW OFFICES, P.C. IN T	11272017	legal contingencies	11/27/2017	339,500.00	339,500.00	11/27/2017
Total 91394:					339,500.00	339,500.00	
Grand Totals:					459,161.21	459,161.21	

Dated: \_\_\_\_\_

Fire Board Chairman: \_\_\_\_\_

Board Members: \_\_\_\_\_

Fire Chief: \_\_\_\_\_

Report Criteria:


- Detail report.
- Invoices with totals above \$0 included.
- Paid and unpaid invoices included.

Report Criteria:

- Paid transmittals included
- Unpaid transmittals included

Transmittal Number	Name	Check Number	Pay Per Date	Pay Code	Description	GL Account	Amount
1							
1	INTERNAL REVENUE SE	0	11/25/2017	74-00	941 FICA/FWH Tax Deposit Social Secu	1-21100	841.03
1	INTERNAL REVENUE SE	0	11/25/2017	74-00	941 FICA/FWH Tax Deposit Social Secu	4-21100	1,057.58
1	INTERNAL REVENUE SE	0	11/25/2017	74-00	941 FICA/FWH Tax Deposit Social Secu	1-21100	641.03
1	INTERNAL REVENUE SE	0	11/25/2017	74-00	941 FICA/FWH Tax Deposit Social Secu	4-21100	1,057.58
1	INTERNAL REVENUE SE	0	11/25/2017	75-00	941 FICA/FWH Tax Deposit Medicare P	1-21100	149.91
1	INTERNAL REVENUE SE	0	11/25/2017	75-00	941 FICA/FWH Tax Deposit Medicare P	4-21100	247.35
1	INTERNAL REVENUE SE	0	11/25/2017	75-00	941 FICA/FWH Tax Deposit Medicare P	1-21100	149.91
1	INTERNAL REVENUE SE	0	11/25/2017	75-00	941 FICA/FWH Tax Deposit Medicare P	4-21100	247.35
1	INTERNAL REVENUE SE	0	11/25/2017	76-00	941 FICA/FWH Tax Deposit FWT Pay P	1-21200	1,163.76
1	INTERNAL REVENUE SE	0	11/25/2017	76-00	941 FICA/FWH Tax Deposit FWT Pay P	4-21200	1,962.25
Total 1:							7,317.75
Grand Totals:							7,317.75








Report Criteria:

Paid transmittals included

Unpaid transmittals included


Transmittal Number	Name	Check Number	Pay Per Date	Pay Code	Description	GL Account	Amount
1							
1	INTERNAL REVENUE SE	0	11/18/2017	74-00	941 FICA/FWH Tax Deposit Social Secu	1-21100	1,573.96
1	INTERNAL REVENUE SE	0	11/18/2017	74-00	941 FICA/FWH Tax Deposit Social Secu	1-21100	1,573.96
1	INTERNAL REVENUE SE	0	11/18/2017	75-00	941 FICA/FWH Tax Deposit Medicare P	1-21100	368.11
1	INTERNAL REVENUE SE	0	11/18/2017	75-00	941 FICA/FWH Tax Deposit Medicare P	1-21100	368.11
1	INTERNAL REVENUE SE	0	11/18/2017	76-00	941 FICA/FWH Tax Deposit FWT Pay P	1-21200	2,887.59
Total 1:							6,771.73
Grand Totals:							6,771.73


  
  


Report Criteria:

Paid transmittals included  
Unpaid transmittals included

Transmittal Number	Name	Check Number	Pay Per Date	Pay Code	Description	GL Account	Amount
1							
1	INTERNAL REVENUE SE	0	12/02/2017	74-00	941 FICA/FWH Tax Deposit Social Secu	1-21100	1,476.30
1	INTERNAL REVENUE SE	0	12/02/2017	74-00	941 FICA/FWH Tax Deposit Social Secu	1-21100	1,476.30
1	INTERNAL REVENUE SE	0	12/02/2017	75-00	941 FICA/FWH Tax Deposit Medicare P	1-21100	345.26
1	INTERNAL REVENUE SE	0	12/02/2017	75-00	941 FICA/FWH Tax Deposit Medicare P	1-21100	345.26
1	INTERNAL REVENUE SE	0	12/02/2017	76-00	941 FICA/FWH Tax Deposit FWT Pay P	1-21200	2,641.56
Total 1:							6,284.68
Grand Totals:							6,284.68







Report Criteria:

- Paid transmittals included
- Unpaid transmittals included

Transmittal Number	Name	Check Number	Pay Per Date	Pay Code	Description	GL Account	Amount
1							
1	INTERNAL REVENUE SE	0	11/10/2017	74-00	941 FICA/FWH Tax Deposit Social Secu	1-21100	1,637.93
1	INTERNAL REVENUE SE	0	11/10/2017	74-00	941 FICA/FWH Tax Deposit Social Secu	4-21100	1,421.34
1	INTERNAL REVENUE SE	0	11/10/2017	74-00	941 FICA/FWH Tax Deposit Social Secu	1-21100	1,637.98
1	INTERNAL REVENUE SE	0	11/10/2017	74-00	941 FICA/FWH Tax Deposit Social Secu	4-21100	1,421.29
1	INTERNAL REVENUE SE	0	11/10/2017	75-00	941 FICA/FWH Tax Deposit Medicare P	1-21100	383.13
1	INTERNAL REVENUE SE	0	11/10/2017	75-00	941 FICA/FWH Tax Deposit Medicare P	4-21100	332.39
1	INTERNAL REVENUE SE	0	11/10/2017	75-00	941 FICA/FWH Tax Deposit Medicare P	1-21100	383.13
1	INTERNAL REVENUE SE	0	11/10/2017	75-00	941 FICA/FWH Tax Deposit Medicare P	4-21100	332.39
1	INTERNAL REVENUE SE	0	11/10/2017	76-00	941 FICA/FWH Tax Deposit FWT Pay P	1-21200	2,042.21
1	INTERNAL REVENUE SE	0	11/10/2017	76-00	941 FICA/FWH Tax Deposit FWT Pay P	4-21200	2,771.12
Total 1:							12,362.91
Grand Totals:							12,362.91

