

## Report Criteria:

Detail report.

Invoices with totals above \$0 included.

Paid and unpaid invoices included.

Vendor	Vendor Name	Invoice Number	Description	Invoice Date	Net Invoice Amount	Amount Paid	Date Paid
<b>8350</b>							
8350	A T & T	01302018	LONG DISTANCE PHONE BILLIN	01/30/2018	654.08	654.08	02/08/2018
Total 8350:					654.08	654.08	
<b>9200</b>							
9200	AFLAC	02152018	AFLAC INSURANCE	02/15/2018	213.60	213.60	02/08/2018
9200	AFLAC	02152018	AFLAC INSURANCE	02/15/2018	221.16	221.16	02/08/2018
Total 9200:					434.76	434.76	
<b>10300</b>							
10300	BALLARD SPAHR ANDREWS & I	2018010384	legal	01/08/2018	3,578.00	3,578.00	02/08/2018
10300	BALLARD SPAHR ANDREWS & I	2018010385	legal	01/08/2018	7,367.40	7,367.40	02/08/2018
Total 10300:					10,945.40	10,945.40	
<b>12000</b>							
12000	CASELLE	85860	PROGRAMS/SUPPORT	02/01/2018	660.00	660.00	02/08/2018
Total 12000:					660.00	660.00	
<b>36000</b>							
36000	HICKEN OXYGEN @ PLAZA	12312018	supplies	12/31/2017	6.00	6.00	02/08/2018
Total 36000:					6.00	6.00	
<b>46700</b>							
46700	L N CURTIS & SONS	01312018		01/31/2018	257.00	257.00	02/08/2018
46700	L N CURTIS & SONS	158241	EQUIPMENT - SUPPLIES	02/20/2018	112.00	112.00	02/08/2018
Total 46700:					369.00	369.00	
<b>49595</b>							
49595	DOMINION ENERGY	01182018	NATURAL GAS SERVICE	01/18/2018	1,694.08	1,694.08	02/08/2018
Total 49595:					1,694.08	1,694.08	
<b>49775</b>							
49775	SUPERIOR EQUIPMENT	00114181	reimbursement for travel	12/08/2017	988.60	988.60	02/08/2018
Total 49775:					988.60	988.60	
<b>62000</b>							
62000	HURST	01312018	SUPPLIES	01/31/2018	264.35	264.35	02/08/2018
Total 62000:					264.35	264.35	
<b>65000</b>							
65000	UTAH LOCAL GOVERNMENTS T	01012018	WORKERS COMP INSURANCE	01/01/2018	7,880.17	7,880.17	02/08/2018
65000	UTAH LOCAL GOVERNMENTS T	01162018	Workers comp	01/16/2018	1,073.31	1,073.31	02/08/2018
65000	UTAH LOCAL GOVERNMENTS T	01162018	Workers Comp	01/16/2018	1,073.30	1,073.30	02/08/2018

Vendor	Vendor Name	Invoice Number	Description	Invoice Date	Net Invoice Amount	Amount Paid	Date Paid
Total 65000:					10,026.78	10,026.78	
<b>66150</b>							
66150	ROCKY MOUNTAIN POWER	01232018	JORDANELLE FIRE STATION	01/23/2018	708.03	708.03	02/08/2018
Total 66150:					708.03	708.03	
<b>66225</b>							
66225	UTAH RETIREMENT SYSTEMS	01152018	RETIREMENT	01/15/2018	847.71	847.71	01/16/2018
66225	UTAH RETIREMENT SYSTEMS	01152018	RETIREMENT	01/15/2018	15,827.78	15,827.78	01/16/2018
66225	UTAH RETIREMENT SYSTEMS	01252018	RETIREMENT	01/25/2018	14,155.19	14,155.19	01/30/2018
66225	UTAH RETIREMENT SYSTEMS	01252018	RETIREMENT	01/25/2018	570.39	570.39	01/30/2018
Total 66225:					31,401.07	31,401.07	
<b>68000</b>							
68000	VERIZON WIRELESS	02022018	wireless	02/02/2018	109.29	109.29	02/13/2018
Total 68000:					109.29	109.29	
<b>74000</b>							
74000	WASATCH COUNTY	319	HEALTH INSURANCE	01/31/2018	31,137.01	31,137.01	02/08/2018
Total 74000:					31,137.01	31,137.01	
<b>74003</b>							
74003	WASATCH COUNTY TREASURE	01312018	REFUND BILLINGS	01/31/2018	131.21	131.21	02/08/2018
Total 74003:					131.21	131.21	
<b>78000</b>							
78000	WASATCH COUNTY SOLID WAS	02012018	UTILITIES	02/01/2018	110.00	110.00	02/08/2018
Total 78000:					110.00	110.00	
<b>79500</b>							
79500	WAVE PUBLISHING	15876	PUBLIC NOTICE	12/06/2017	41.63	41.63	02/08/2018
79500	WAVE PUBLISHING	80852	LEGAL NOTICES	12/31/2017	323.82	323.82	02/08/2018
Total 79500:					365.45	365.45	
<b>90012</b>							
90012	ASSOC. OF ARSON INVESTIGA	109945	arson cert	02/01/2018	30.00	30.00	02/08/2018
90012	ASSOC. OF ARSON INVESTIGA	116714	arson cert	02/01/2018	30.00	30.00	02/08/2018
90012	ASSOC. OF ARSON INVESTIGA	116715	arson cert	02/01/2018	30.00	30.00	02/08/2018
90012	ASSOC. OF ARSON INVESTIGA	116716	arson cert	02/01/2018	30.00	30.00	02/08/2018
Total 90012:					120.00	120.00	
<b>90015</b>							
90015	JORDANELLE SPECIAL SERVIC	01312018	MONTHLY WATER AND SEWER	01/31/2018	118.85	118.85	02/08/2018
Total 90015:					118.85	118.85	
<b>90082</b>							
90082	COLONIAL SUPPLEMENTAL IN	7687819-02011	SUPPPLEMENTAL INSURANCE	01/21/2018	65.15	65.15	02/08/2018


Vendor	Vendor Name	Invoice Number	Description	Invoice Date	Net Invoice Amount	Amount Paid	Date Paid
Total 90082:					65.15	65.15	
<b>90108</b>							
90108	ELECTRICAL WHOLESAL SUP	02082018	ELECTRICAL EQUIPMENT	02/08/2018	31.15-	31.15-	02/13/2018
90108	ELECTRICAL WHOLESAL SUP	12012017	ELECTRICAL EQUIPMENT	12/01/2017	125.71-	125.71-	02/08/2018
90108	ELECTRICAL WHOLESAL SUP	914625091	ELECTRICAL EQUIPMENT	02/01/2018	144.03	144.03	02/08/2018
90108	ELECTRICAL WHOLESAL SUP	914633253	ELECTRICAL EQUIPMENT	02/02/2018	19.72	19.72	02/13/2018
90108	ELECTRICAL WHOLESAL SUP	914633535	ELECTRICAL EQUIPMENT	02/02/2018	120.87	120.87	02/13/2018
Total 90108:					127.76	127.76	
<b>90109</b>							
90109	ALL WEST COMMUNICATIONS	02012018	DSL INTERNET	02/01/2018	69.95	69.95	02/08/2018
Total 90109:					69.95	69.95	
<b>90145</b>							
90145	WELLS FARGO	01012018	SLC AIRPORT PARKING	01/01/2018	18.00	18.00	02/08/2018
90145	WELLS FARGO	01012018	mill city tavn	01/01/2018	19.10	19.10	02/08/2018
90145	WELLS FARGO	01012018	mill city tavern	01/01/2018	4.51	4.51	02/08/2018
90145	WELLS FARGO	01012018	adobe	01/01/2018	15.88	15.88	02/08/2018
90145	WELLS FARGO	01012018	state fire cheif membership	01/01/2018	50.00	50.00	02/08/2018
90145	WELLS FARGO	01012018	Wasatch back	01/01/2018	42.06	42.06	02/08/2018
90145	WELLS FARGO	01012018	DISH	01/01/2018	109.68	109.68	02/08/2018
90145	WELLS FARGO	01012018	APPLE	01/01/2018	.99	.99	02/08/2018
Total 90145:					260.22	260.22	
<b>90149</b>							
90149	JEMS	01302018	EMS TRAINING MAGAZINE	01/30/2018	19.99	19.99	02/08/2018
Total 90149:					19.99	19.99	
<b>90184</b>							
90184	FUELMAN	02022018	FUEL	02/02/2018	940.06	940.06	02/13/2018
Total 90184:					940.06	940.06	
<b>90187</b>							
90187	PITNEY BOWES	01212018	POSTAGE FOR METER	01/21/2018	33.35	33.35	02/08/2018
90187	PITNEY BOWES	02282018	POSTAGE AND LEASE FOR ME	02/01/2018	29.99	29.99	02/13/2018
Total 90187:					63.34	63.34	
<b>90209</b>							
90209	CINTAS	180328793	RAGS AND RUGS	01/22/2018	69.70	69.70	02/08/2018
Total 90209:					69.70	69.70	
<b>90212</b>							
90212	WEIDNER & ASSOCIATES	50821	EQUIPMENT AND SUPPLIES	01/31/2018	5,144.80	5,144.80	02/08/2018
90212	WEIDNER & ASSOCIATES	50832	EQUIPMENT AND SUPPLIES	02/01/2018	1,607.00	1,607.00	02/08/2018
90212	WEIDNER & ASSOCIATES	50848	EQUIPMENT AND SUPPLIES	02/02/2018	2,875.00	2,875.00	02/08/2018
Total 90212:					9,626.80	9,626.80	


Vendor	Vendor Name	Invoice Number	Description	Invoice Date	Net Invoice Amount	Amount Paid	Date Paid
90241							
90241	WASATCH COUNTY COMMUNIC	01042018	PAGERS/RADIOS	01/04/2018	4,274.34	4,274.34	02/08/2018
Total 90241:					4,274.34	4,274.34	
90265							
90265	MASIMO	00191952	HANDHELD CO- OXIMETER ser	01/29/2018	994.00	994.00	02/08/2018
Total 90265:					994.00	994.00	
90266							
90266	JOINT COUNCIL OF FIRE SERVI	02012018	MEMBERSHIP	02/01/2018	200.00	200.00	02/08/2018
Total 90266:					200.00	200.00	
90292							
90292	CANYON OVERHEAD DOOR	13820	OVERHEAD DOOR REPAIR	11/02/2017	1,100.00	1,100.00	02/08/2018
90292	CANYON OVERHEAD DOOR	14008	OVERHEAD DOOR REPAIR	01/28/2018	2,787.00	2,787.00	02/08/2018
Total 90292:					3,887.00	3,887.00	
91000							
91000	TESCH LAW OFFICES	76221	L	12/31/2017	348.40	348.40	02/08/2018
Total 91000:					348.40	348.40	
91022							
91022	AIRGAS INTERMOUNTAIN INC	9951119177	OXYGEN CYLINDAR RENTAL	01/31/2018	4.34	4.34	02/13/2018
Total 91022:					4.34	4.34	
91315							
91315	KIERSTAN SMITH, CPA	198	cpa	02/02/2018	693.75	693.75	02/08/2018
Total 91315:					693.75	693.75	
91328							
91328	WASATCH AUTO PARTS	129024	EQUIPMENT-REPAIRS AND MAI	02/07/2017	28.87	28.87	02/08/2018
91328	WASATCH AUTO PARTS	129421	EQUIPMENT-REPAIRS AND MAI	12/06/2017	54.00	54.00	02/08/2018
91328	WASATCH AUTO PARTS	130732	EQUIPMENT-REPAIRS AND MAI	12/21/2017	13.62	13.62	02/08/2018
91328	WASATCH AUTO PARTS	131074	EQUIPMENT-REPAIRS AND MAI	12/27/2017	182.99	182.99	02/08/2018
91328	WASATCH AUTO PARTS	132431	EQUIPMENT-REPAIRS AND MAI	01/12/2018	154.03	154.03	02/08/2018
91328	WASATCH AUTO PARTS	132958	EQUIPMENT-REPAIRS AND MAI	01/19/2018	15.98	15.98	02/08/2018
91328	WASATCH AUTO PARTS	133472	EQUIPMENT-REPAIRS AND MAI	01/26/2018	39.25	39.25	02/08/2018
91328	WASATCH AUTO PARTS	133486	EQUIPMENT-REPAIRS AND MAI	01/27/2018	7.99	7.99	02/08/2018
91328	WASATCH AUTO PARTS	133499	EQUIPMENT-REPAIRS AND MAI	01/27/2018	3.95	3.95	02/08/2018
Total 91328:					392.68	392.68	
91358							
91358	MCNEIL & COMPANY	45169122	COMMERCIAL INSURANCE PAC	02/05/2018	38.31	38.31	02/13/2018
Total 91358:					38.31	38.31	
91367							
91367	UTAH YAMAS CONTROLS	77409	REPAIR OF MAGNETIC DOOR L	01/15/2018	624.98	624.98	02/08/2018

Vendor	Vendor Name	Invoice Number	Description	Invoice Date	Net Invoice Amount	Amount Paid	Date Paid
Total 91367:					624.98	624.98	
<b>91380</b>							
91380	LEE'S MARKETPLACE	02012018	SUPPLIES	02/01/2018	388.47	388.47	02/08/2018
Total 91380:					388.47	388.47	
<b>91395</b>							
91395	EXECUTECH	44132	IT	01/01/2018	262.85	262.85	02/08/2018
Total 91395:					262.85	262.85	
<b>91396</b>							
91396	KIMCO FIRE PROTECTION	1658	EXTINGUISHER TEST	01/22/2018	1,386.46	1,386.46	02/08/2018
Total 91396:					1,386.46	1,386.46	
<b>91397</b>							
91397	MOUNTAIN VALLEY TEMPERAT	32500	CHECKED TUBE HEATERS AND	01/25/2018	158.00	158.00	02/08/2018
Total 91397:					158.00	158.00	
Grand Totals:					115,140.31	115,140.31	

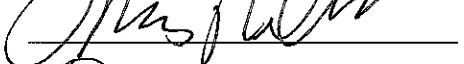
Dated: \_\_\_\_\_


Fire Board Chairman: 

Board Members: 









Fire Chief: \_\_\_\_\_


Report Criteria:  
 Detail report.  
 Invoices with totals above \$0 included.  
 Paid and unpaid invoices included.


Report Criteria:


Paid transmittals included

Unpaid transmittals included

Transmittal Number	Name	Check Number	Pay Per Date	Pay Code	Description	GL Account	Amount
1							
1	INTERNAL REVENUE SE	0	01/10/2018	74-00	941 FICA/FWH Tax Deposit Social Secu	1-21100	3,318.93
1	INTERNAL REVENUE SE	0	01/10/2018	74-00	941 FICA/FWH Tax Deposit Social Secu	1-21100	3,318.93
1	INTERNAL REVENUE SE	0	01/10/2018	75-00	941 FICA/FWH Tax Deposit Medicare P	1-21100	776.23
1	INTERNAL REVENUE SE	0	01/10/2018	75-00	941 FICA/FWH Tax Deposit Medicare P	1-21100	776.23
1	INTERNAL REVENUE SE	0	01/10/2018	76-00	941 FICA/FWH Tax Deposit FWT Pay P	1-21200	5,176.42
Total 1:							13,386.74
Grand Totals:							13,386.74

  
 \_\_\_\_\_  
 Kenda O. Crottschew

  
 \_\_\_\_\_  
 [Signature]

  
 \_\_\_\_\_  
 [Signature]


Report Criteria:


Paid transmittals included  
 Unpaid transmittals included

Transmittal Number	Name	Check Number	Pay Per Date	Pay Code	Description	GL Account	Amount
1							
1	INTERNAL REVENUE SE	0	01/27/2018	74-00	941 FICA/FWH Tax Deposit Social Secu	1-21100	1,599.21
1	INTERNAL REVENUE SE	0	01/27/2018	74-00	941 FICA/FWH Tax Deposit Social Secu	1-21100	1,599.21
1	INTERNAL REVENUE SE	0	01/27/2018	75-00	941 FICA/FWH Tax Deposit Medicare P	1-21100	374.02
1	INTERNAL REVENUE SE	0	01/27/2018	75-00	941 FICA/FWH Tax Deposit Medicare P	1-21100	374.02
1	INTERNAL REVENUE SE	0	01/27/2018	78-00	941 FICA/FWH Tax Deposit FWT Pay P	1-21200	3,196.72
Total 1:							7,143.18
Grand Totals:							7,143.18



Kendall Cartwright








Report Criteria:

- Paid transmittals included
- Unpaid transmittals included

Transmittal Number	Name	Check Number	Pay Per Date	Pay Code	Description	GL Account	Amount
1							
1	INTERNAL REVENUE SE	0	01/13/2018	74-00	941 FICA/FWH Tax Deposit Social Secu	1-21100	1,449.94
1	INTERNAL REVENUE SE	0	01/13/2018	74-00	941 FICA/FWH Tax Deposit Social Secu	1-21100	1,449.94
1	INTERNAL REVENUE SE	0	01/13/2018	75-00	941 FICA/FWH Tax Deposit Medicare P	1-21100	339.09
1	INTERNAL REVENUE SE	0	01/13/2018	75-00	941 FICA/FWH Tax Deposit Medicare P	1-21100	339.09
1	INTERNAL REVENUE SE	0	01/13/2018	76-00	941 FICA/FWH Tax Deposit FWT Pay P	1-21200	2,510.65
Total 1:							6,088.71
Grand Totals:							6,088.71

  
 \_\_\_\_\_  
 Kevon C. Sorenson

  
 \_\_\_\_\_  
 \_\_\_\_\_

  
 \_\_\_\_\_



Report Criteria:

Paid transmittals included  
Unpaid transmittals included

Transmittal Number	Name	Check Number	Pay Per Date	Pay Code	Description	GL Account	Amount
1							
1	INTERNAL REVENUE SE	0	01/25/2018	74-00	941 FICA/FWH Tax Deposit Social Secu	1-21100	1,877.30
1	INTERNAL REVENUE SE	0	01/25/2018	74-00	941 FICA/FWH Tax Deposit Social Secu	1-21100	1,877.30
1	INTERNAL REVENUE SE	0	01/25/2018	75-00	941 FICA/FWH Tax Deposit Medicare P	1-21100	392.28
1	INTERNAL REVENUE SE	0	01/25/2018	75-00	941 FICA/FWH Tax Deposit Medicare P	1-21100	392.28
1	INTERNAL REVENUE SE	0	01/25/2018	76-00	941 FICA/FWH Tax Deposit FWT Pay P	1-21200	2,970.48
Total 1:							7,109.64
Grand Totals:							7,109.64



Kandace Swanson

