

Report Criteria:  
 Detail report.  
 Invoices with totals above \$0 included.  
 Paid and unpaid invoices included.

Vendor	Vendor Name	Invoice Number	Description	Invoice Date	Net Invoice Amount	Amount Paid	Date Paid
<b>8350</b>							
8350	A T & T	02042018	LONG DISTANCE PHONE BILLIN	02/04/2018	667.02	667.02	03/07/2018
Total 8350:					667.02	667.02	
<b>9200</b>							
9200	AFLAC	412108	AFLAC INSURANCE	02/25/2018	221.16	221.16	03/07/2018
9200	AFLAC	412108	AFLAC INSURANCE	02/25/2018	213.60	213.60	03/07/2018
Total 9200:					434.76	434.76	
<b>10300</b>							
10300	BALLARD SPAHR ANDREWS & I	2017110213	legal	11/06/2017	11,193.65	11,193.65	03/07/2018
10300	BALLARD SPAHR ANDREWS & I	20180201976	legal	02/15/2018	11,331.10	11,331.10	03/07/2018
10300	BALLARD SPAHR ANDREWS & I	20180201977	legal	02/15/2018	5,508.00	5,508.00	03/07/2018
10300	BALLARD SPAHR ANDREWS & I	20180300319	legal	03/07/2018	20,112.45	20,112.45	03/13/2018
10300	BALLARD SPAHR ANDREWS & I	20180300320	legal	03/07/2018	8,521.20	8,521.20	03/13/2018
Total 10300:					56,666.40	56,666.40	
<b>12000</b>							
12000	CASELLE	86436	PROGRAMS/SUPPORT	03/01/2018	660.00	660.00	03/07/2018
Total 12000:					660.00	660.00	
<b>36000</b>							
36000	HICKEN OXYGEN @ PLAZA	01312018	TANK RENTAL	01/31/2018	6.00	6.00	03/07/2018
Total 36000:					6.00	6.00	
<b>40000</b>							
40000	INTERNAL REVENUE SER CTR	03012018	FICA FEDERAL PAYROLL TAXES	03/01/2018	724.46	724.46	03/13/2018
Total 40000:					724.46	724.46	
<b>46700</b>							
46700	L N CURTIS & SONS	158946	NEW APPARATUS EQUIP	02/02/2018	723.70	723.70	03/07/2018
46700	L N CURTIS & SONS	159490	NEW APPARATUS EQUIP	02/06/2018	16.15	16.15	03/07/2018
46700	L N CURTIS & SONS	159772	NEW APPARATUS EQUIP	02/07/2018	1,128.10	1,128.10	03/07/2018
46700	L N CURTIS & SONS	160830	NEW APPARATUS EQUIP	02/12/2018	68.12	68.12	03/07/2018
46700	L N CURTIS & SONS	162066	NEW APPARATUS EQUIP	02/16/2018	1,317.60	1,317.60	03/07/2018
Total 46700:					3,253.67	3,253.67	
<b>49595</b>							
49595	DOMINION ENERGY	02142018	NATURAL GAS SERVICE	02/14/2018	1,311.43	1,311.43	03/07/2018
Total 49595:					1,311.43	1,311.43	
<b>50960</b>							
50960	SMITH CUSTOMER CHARGES-	02032018	SUPPLIES AND MATERIALS	02/03/2018	26.83	26.83	03/07/2018

Vendor	Vendor Name	Invoice Number	Description	Invoice Date	Net Invoice Amount	Amount Paid	Date Paid
Total 50960:					26.63	26.63	
<b>62000</b>							
62000	HURST	02282018	SUPPLIES	02/28/2018	148.32	148.32	03/07/2018
Total 62000:					148.32	148.32	
<b>65000</b>							
65000	UTAH LOCAL GOVERNMENTS T	02132018	Workers comp	02/13/2018	1,073.31	1,073.31	03/07/2018
65000	UTAH LOCAL GOVERNMENTS T	02132018	Workers Comp	02/13/2018	1,073.30	1,073.30	03/07/2018
Total 65000:					2,146.61	2,146.61	
<b>66150</b>							
66150	ROCKY MOUNTAIN POWER	02212018	JORDANELLE FIRE STATION	02/21/2018	619.73	619.73	03/07/2018
Total 66150:					619.73	619.73	
<b>66200</b>							
66200	UTAH STATE TAX COMMISSION	01312018	STATE WITHHOLDING	01/31/2018	6,330.28	6,330.28	02/14/2018
Total 66200:					6,330.28	6,330.28	
<b>66225</b>							
66225	UTAH RETIREMENT SYSTEMS	02152018	RETIREMENT	02/15/2018	718.86	718.86	02/21/2018
66225	UTAH RETIREMENT SYSTEMS	02152018	RETIREMENT	02/15/2018	20,294.73	20,294.73	02/21/2018
66225	UTAH RETIREMENT SYSTEMS	02282018	RETIREMENT	02/28/2018	13,627.41	13,627.41	03/07/2018
66225	UTAH RETIREMENT SYSTEMS	02282018	RETIREMENT	02/28/2018	570.39	570.39	03/07/2018
Total 66225:					35,211.39	35,211.39	
<b>66250</b>							
66250	UTAH VALLEY UNIVERSITY	02222018	TRAINING-EDUCATIONAL	02/22/2018	5.00	5.00	03/07/2018
Total 66250:					5.00	5.00	
<b>68000</b>							
68000	VERIZON WIRELESS	980803350	wireless charges	03/02/2018	114.29	114.29	03/13/2018
Total 68000:					114.29	114.29	
<b>74000</b>							
74000	WASATCH COUNTY	323	HEALTH INSURANCE	02/28/2018	29,856.75	29,856.75	03/07/2018
Total 74000:					29,856.75	29,856.75	
<b>78000</b>							
78000	WASATCH COUNTY SOLID WAS	02282018	UTILITIES	02/28/2018	110.00	110.00	03/07/2018
Total 78000:					110.00	110.00	
<b>90015</b>							
90015	JORDANELLE SPECIAL SERVIC	02282018	MONTHLY WATER AND SEWER	02/28/2018	118.65	118.65	03/07/2018
Total 90015:					118.65	118.65	

Vendor	Vendor Name	Invoice Number	Description	Invoice Date	Net Invoice Amount	Amount Paid	Date Paid
90082							
90082	COLONIAL SUPPLEMENTAL IN	7667819-03011	SUPPLEMENTAL INSURANCE	02/21/2018	65.15	65.15	03/07/2018
Total 90082:					65.15	65.15	
90108							
90108	ELECTRICAL WHOLESAL SUP	914691979	ELECTRICAL EQUIPMENT	02/13/2018	34.57	34.57	03/07/2018
90108	ELECTRICAL WHOLESAL SUP	914770370	ELECTRICAL EQUIPMENT	02/26/2018	53.66	53.66	03/07/2018
Total 90108:					88.23	88.23	
90145							
90145	WELLS FARGO	02122018	word press	02/12/2018	99.00	99.00	03/07/2018
90145	WELLS FARGO	02122018	BLACK BEAR DINER	02/12/2018	34.32	34.32	03/07/2018
90145	WELLS FARGO	02122018	adobe	02/12/2018	15.88	15.88	03/07/2018
90145	WELLS FARGO	02122018	APPLE	02/12/2018	.99	.99	03/07/2018
90145	WELLS FARGO	02122018	BLACK BEAR DINER	02/12/2018	39.67	39.67	03/07/2018
90145	WELLS FARGO	02122018	UTAH BUREAU OF EMS- JANET	02/12/2018	200.00	200.00	03/07/2018
90145	WELLS FARGO	02122018	CLARION SUITES- CHIEF MEET	02/12/2018	253.06	253.06	03/07/2018
90145	WELLS FARGO	02122018	aMAZON	02/12/2018	83.70	83.70	03/07/2018
90145	WELLS FARGO	02122018	DISH	02/12/2018	109.68	109.68	03/07/2018
Total 90145:					836.30	836.30	
90184							
90184	FUELMAN	03022018	FUEL	03/02/2018	1,173.18	1,173.18	03/13/2018
Total 90184:					1,173.18	1,173.18	
90187							
90187	PITNEY BOWES	03012018	POSTAGE AND LEASE FOR ME	03/01/2018	135.94	135.94	03/13/2018
Total 90187:					135.94	135.94	
90209							
90209	CINTAS	180339104	SUPPLIES/UNIFORMS	02/19/2018	69.70	69.70	03/07/2018
Total 90209:					69.70	69.70	
90212							
90212	WEIDNER & ASSOCIATES	504021	EQUIPMENT AND SUPPLIES	11/28/2017	650.00	650.00	03/07/2018
90212	WEIDNER & ASSOCIATES	50920	EQUIPMENT AND SUPPLIES	02/13/2018	245.60	245.60	03/07/2018
90212	WEIDNER & ASSOCIATES	S30587	EQUIPMENT AND SUPPLIES	11/28/2017	42,681.60	42,681.60	02/14/2018
Total 90212:					43,577.20	43,577.20	
90236							
90236	LABRUM CHEVROLET	03012018	2018 TAHOE	03/01/2018	45,568.39	45,568.39	03/07/2018
Total 90236:					45,568.39	45,568.39	
90263							
90263	TRACY'S AUTO REPAIR	16921	VEHICLE REPAIR	03/07/2018	4,970.72	4,970.72	03/07/2018
90263	TRACY'S AUTO REPAIR	17214	VEHICLE REPAIR	03/07/2018	518.88	518.88	03/07/2018
Total 90263:					5,489.60	5,489.60	

Vendor	Vendor Name	Invoice Number	Description	Invoice Date	Net Invoice Amount	Amount Paid	Date Paid
90280							
90280	ROCKY MOUNTAIN AMBULANC	03012018	AMBULANCE PURCHASE	03/01/2018	190.67	190.67	03/07/2018
Total 90280:					190.67	190.67	
90292							
90292	CANYON OVERHEAD DOOR	14118	OVERHEAD DOOR REPAIR	02/16/2018	1,232.00	1,232.00	03/07/2018
Total 90292:					1,232.00	1,232.00	
91000							
91000	TESCH LAW OFFICES	76414	ATTORNEY FEES	02/28/2018	200.20	200.20	03/13/2018
91000	TESCH LAW OFFICES	76415	ATTORNEY FEES	02/28/2018	2,064.40	2,064.40	03/13/2018
Total 91000:					1,864.20	1,864.20	
91022							
91022	AIRGAS INTERMOUNTAIN INC	9072827430	OXYGEN REFILL	02/14/2018	8.42	8.42	03/07/2018
91022	AIRGAS INTERMOUNTAIN INC	9072827431	OXYGEN REFILL	02/14/2018	37.68	37.68	03/07/2018
91022	AIRGAS INTERMOUNTAIN INC	9951827708	cylander rental	02/28/2018	3.92	3.92	03/13/2018
Total 91022:					50.02	50.02	
91310							
91310	LES OLSON COMPANY	766159	COPIER LEASE	02/15/2018	250.00	250.00	03/07/2018
Total 91310:					250.00	250.00	
91328							
91328	WASATCH AUTO PARTS	02122018	EQUIPMENT-REPAIRS AND MAI	02/12/2018	342.52	342.52	03/07/2018
91328	WASATCH AUTO PARTS	134642	EQUIPMENT-REPAIRS AND MAI	02/12/2018	162.22	162.22	03/07/2018
91328	WASATCH AUTO PARTS	134836	EQUIPMENT-REPAIRS AND MAI	02/14/2018	50.44	50.44	03/07/2018
91328	WASATCH AUTO PARTS	136368	EQUIPMENT-REPAIRS AND MAI	03/07/2018	6.38	6.38	03/07/2018
Total 91328:					237.12	237.12	
91358							
91358	MCNEIL & COMPANY	02152018	COMMERCIAL INSURANCE PAC	02/15/2018	26,614.00	26,614.00	03/07/2018
Total 91358:					26,614.00	26,614.00	
91381							
91381	POINT S TIRE AND AUTO SERVI	116136	VEHICLE REPAIR AND MAINTEN	02/23/2018	48.85	48.85	03/07/2018
Total 91381:					48.85	48.85	
91395							
91395	EXECUTECH	45204	MONTHLY MAINTENANCE	02/01/2018	224.39	224.39	03/07/2018
91395	EXECUTECH	45559	FIREWALL	01/31/2018	38.47	38.47	03/07/2018
Total 91395:					262.86	262.86	
91398							
91398	EMERGENCY SERVICES CONS	17-455	NEEDS ASSESSMENT	02/28/2018	4,347.00	4,347.00	03/07/2018
Total 91398:					4,347.00	4,347.00	

Vendor	Vendor Name	Invoice Number	Description	Invoice Date	Net Invoice Amount	Amount Paid	Date Paid
Grand Totals:					270,511.80	270,511.80	

Dated: \_\_\_\_\_

Fire Board Chairman: \_\_\_\_\_  
Board Members: \_\_\_\_\_

*[Handwritten signatures]*  
Kendal O. Sutherland  
Dy ...

Fire Chief: \_\_\_\_\_







Report Criteria:  
Detail report.  
Invoices with totals above \$0 included.  
Paid and unpaid invoices included.

Report Criteria:

Paid transmittals included

Unpaid transmittals included




Transmittal Number	Name	Check Number	Pay Per Date	Pay Code	Description	GL Account	Amount
1							
1	INTERNAL REVENUE SE	0	02/10/2018	74-00	941 FICA/FWH Tax Deposit Social Secu	1-21100	1,557.39
1	INTERNAL REVENUE SE	0	02/10/2018	74-00	941 FICA/FWH Tax Deposit Social Secu	1-21100	1,557.39
1	INTERNAL REVENUE SE	0	02/10/2018	75-00	941 FICA/FWH Tax Deposit Medicare P	1-21100	364.23
1	INTERNAL REVENUE SE	0	02/10/2018	75-00	941 FICA/FWH Tax Deposit Medicare P	1-21100	364.23
1	INTERNAL REVENUE SE	0	02/10/2018	76-00	941 FICA/FWH Tax Deposit FWT Pay P	1-21200	3,058.07
Total 1:							6,901.31
Grand Totals:							6,901.31

  
 Kendall Swenson  
 By   
  
  
  


Report Criteria:

Paid transmittals included  
Unpaid transmittals included




Transmittal Number	Name	Check Number	Pay Per Date	Pay Code	Description	GL Account	Amount
1	INTERNAL REVENUE SE	0	02/11/2018	74-00	941 FICA/FWH Tax Deposit Social Secu	1-21100	2,680.33
1	INTERNAL REVENUE SE	0	02/11/2018	74-00	941 FICA/FWH Tax Deposit Social Secu	1-21100	2,680.33
1	INTERNAL REVENUE SE	0	02/11/2018	75-00	941 FICA/FWH Tax Deposit Medicare P	1-21100	626.89
1	INTERNAL REVENUE SE	0	02/11/2018	75-00	941 FICA/FWH Tax Deposit Medicare P	1-21100	626.89
1	INTERNAL REVENUE SE	0	02/11/2018	76-00	941 FICA/FWH Tax Deposit FWT Pay P	1-21200	3,708.18
Total 1:							10,322.62
Grand Totals:							10,322.62

  
 Kendall Crutenden  
 Dy not  
 Mrs. [unclear]  
 Mrs. Ferrill  
  


Report Criteria:

Paid transmittals included  
Unpaid transmittals included

Transmittal Number	Name	Check Number	Pay Per Date	Pay Code	Description	GL Account	Amount
1							
1	INTERNAL REVENUE SE	0	02/25/2018	74-00	941 FICA/FWH Tax Deposit Social Secu	1-21100	1,677.30
1	INTERNAL REVENUE SE	0	02/25/2018	74-00	941 FICA/FWH Tax Deposit Social Secu	1-21100	1,677.30
1	INTERNAL REVENUE SE	0	02/25/2018	75-00	941 FICA/FWH Tax Deposit Medicare P	1-21100	392.28
1	INTERNAL REVENUE SE	0	02/25/2018	75-00	941 FICA/FWH Tax Deposit Medicare P	1-21100	392.28
1	INTERNAL REVENUE SE	0	02/25/2018	76-00	941 FICA/FWH Tax Deposit FWT Pay P	1-21200	2,970.48
Total 1:							7,109.64
Grand Totals:							7,109.64

  
Kendall Suter  
By   
Ms.   
The County  
