

Report Criteria:

Detail report.

Invoices with totals above \$0 included.

Paid and unpaid invoices included.

| Vendor | Vendor Name | Invoice Number | Description | Invoice Date | Net Invoice Amount | Amount Paid | Date Paid |
|--------------|---------------------------|----------------|--------------------------------|--------------|--------------------|-------------|------------|
| 9200 | | | | | | | |
| 9200 | AFLAC | 05252018 | AFLAC INSURANCE | 05/25/2018 | 221.16 | 221.16 | 06/07/2018 |
| 9200 | AFLAC | 686859 | AFLAC INSURANCE | 05/25/2018 | 214.20 | 214.20 | 06/07/2018 |
| Total 9200: | | | | | 435.36 | 435.36 | |
| 10300 | | | | | | | |
| 10300 | BALLARD SPAHR ANDREWS & I | 05172018 | 152000 | 05/17/2018 | 21,162.26 | 21,162.26 | 06/07/2018 |
| 10300 | BALLARD SPAHR ANDREWS & I | 05172018 | legal | 05/17/2018 | 14,487.00 | 14,487.00 | 06/07/2018 |
| 10300 | BALLARD SPAHR ANDREWS & I | 20180600148 | legal | 06/07/2018 | 14,519.40 | 14,519.40 | 06/12/2018 |
| 10300 | BALLARD SPAHR ANDREWS & I | 20180600149 | legal | 06/07/2018 | 25,950.36 | 25,950.36 | 06/12/2018 |
| Total 10300: | | | | | 76,119.02 | 76,119.02 | |
| 12000 | | | | | | | |
| 12000 | CASELLE | 88176 | PROGRAMS/SUPPORT | 06/01/2018 | 660.00 | 660.00 | 06/07/2018 |
| Total 12000: | | | | | 660.00 | 660.00 | |
| 39000 | | | | | | | |
| 39000 | KENT HYLTON | 06042018 | VEHICLE MAINTENANCE | 06/04/2018 | 575.00 | 575.00 | 06/07/2018 |
| Total 39000: | | | | | 575.00 | 575.00 | |
| 46700 | | | | | | | |
| 46700 | L N CURTIS & SONS | INV 186064 | EQUIPMENT / SUPPLIES | 05/21/2018 | 72.61 | 72.61 | 06/11/2018 |
| 46700 | L N CURTIS & SONS | INV180608 | | 04/30/2018 | 949.00 | 949.00 | 06/11/2018 |
| 46700 | L N CURTIS & SONS | INV182222 | EQUIPMENT - SUPPLIES | 05/07/2018 | 166.00 | 166.00 | 06/11/2018 |
| 46700 | L N CURTIS & SONS | INV182601 | NEW APPARATUS EQUIP | 05/08/2018 | 2,189.00 | 2,189.00 | 06/11/2018 |
| 46700 | L N CURTIS & SONS | INV183358 | EQUIPMENT - SUPPLIES | 05/10/2018 | 1,330.00 | 1,330.00 | 06/11/2018 |
| 46700 | L N CURTIS & SONS | INV184826 | small red duffel bag | 05/16/2018 | 221.40 | 221.40 | 06/11/2018 |
| 46700 | L N CURTIS & SONS | INV185168 | EQUIPMENT - SUPPLIES | 05/17/2018 | 284.21 | 284.21 | 06/11/2018 |
| 46700 | L N CURTIS & SONS | INV185185 | | 05/17/2018 | 1,150.20 | 1,150.20 | 06/11/2018 |
| 46700 | L N CURTIS & SONS | INV187951 | xxl yellow wildland fire shirt | 05/29/2018 | 143.00 | 143.00 | 06/11/2018 |
| Total 46700: | | | | | 6,505.42 | 6,505.42 | |
| 49250 | | | | | | | |
| 49250 | JED OLSEN | 06012018 | TRAINING/PREDIEM/MILEAGE/ | 06/01/2018 | 150.00 | 150.00 | 06/07/2018 |
| Total 49250: | | | | | 150.00 | 150.00 | |
| 49595 | | | | | | | |
| 49595 | DOMINION ENERGY | 05162018 | NATURAL GAS SERVICE | 05/16/2018 | 385.19 | 385.19 | 06/11/2018 |
| Total 49595: | | | | | 385.19 | 385.19 | |
| 50960 | | | | | | | |
| 50960 | SMITH CUSTOMER CHARGES- | 0418329807 | SUPPLIES AND MATERIALS | 05/26/2018 | 136.32 | 136.32 | 06/11/2018 |
| Total 50960: | | | | | 136.32 | 136.32 | |

| Vendor | Vendor Name | Invoice Number | Description | Invoice Date | Net Invoice Amount | Amount Paid | Date Paid |
|--------------|---------------------------|----------------|---------------------------|--------------|--------------------|-------------|------------|
| 55001 | | | | | | | |
| 55001 | HEBER-PARK CITY APPLIANCE | 147100 | chairs for Midway station | 04/27/2018 | 1,532.00 | 1,532.00 | 06/11/2018 |
| 55001 | HEBER-PARK CITY APPLIANCE | 147700 | RANGE FOR MIDWAY | 05/19/2018 | 363.00 | 363.00 | 06/07/2018 |
| | Total 55001: | | | | 1,895.00 | 1,895.00 | |
| 62000 | | | | | | | |
| 62000 | HURST | 05312018 | SUPPLIES | 05/31/2018 | 548.54 | 548.54 | 06/07/2018 |
| | Total 62000: | | | | 548.54 | 548.54 | |
| 66150 | | | | | | | |
| 66150 | ROCKY MOUNTAIN POWER | 05212018 | JORDANELLE FIRE STATION | 05/21/2018 | 517.99 | 517.99 | 06/11/2018 |
| | Total 66150: | | | | 517.99 | 517.99 | |
| 66200 | | | | | | | |
| 66200 | UTAH STATE TAX COMMISSION | 03312018 | STATE WITHHOLDING | 03/31/2018 | 6,260.59 | 6,260.59 | 06/07/2018 |
| 66200 | UTAH STATE TAX COMMISSION | 04302018 | STATE WITHHOLDING | 04/30/2018 | 5,302.46 | 5,302.46 | 05/31/2018 |
| | Total 66200: | | | | 11,563.05 | 11,563.05 | |
| 66225 | | | | | | | |
| 66225 | UTAH RETIREMENT SYSTEMS | 05202018 | RETIREMENT | 05/20/2018 | 16,091.72 | 16,091.72 | 05/23/2018 |
| 66225 | UTAH RETIREMENT SYSTEMS | 05202018 | RETIREMENT | 05/20/2018 | 570.39 | 570.39 | 05/23/2018 |
| 66225 | UTAH RETIREMENT SYSTEMS | 06012018 | RETIREMENT | 06/01/2018 | 570.39 | 570.39 | 06/07/2018 |
| 66225 | UTAH RETIREMENT SYSTEMS | 06012018 | RETIREMENT | 06/01/2018 | 14,615.40 | 14,615.40 | 06/07/2018 |
| | Total 66225: | | | | 31,847.90 | 31,847.90 | |
| 68000 | | | | | | | |
| 68000 | VERIZON WIRELESS | 9808358502 | CELL PHONE CHARGES | 06/02/2018 | 115.36 | 115.36 | 06/12/2018 |
| | Total 68000: | | | | 115.36 | 115.36 | |
| 74000 | | | | | | | |
| 74000 | WASATCH COUNTY | 333 | HEALTH INSURANCE | 05/31/2018 | 31,604.85 | 31,604.85 | 06/11/2018 |
| | Total 74000: | | | | 31,604.85 | 31,604.85 | |
| 74003 | | | | | | | |
| 74003 | WASATCH COUNTY TREASURE | 05102018 | REFUND BILLINGS | 05/10/2018 | 246.75 | 246.75 | 06/07/2018 |
| | Total 74003: | | | | 246.75 | 246.75 | |
| 78000 | | | | | | | |
| 78000 | WASATCH COUNTY SOLID WAS | 06012018 | UTILITIES | 06/01/2018 | 110.00 | 110.00 | 06/11/2018 |
| | Total 78000: | | | | 110.00 | 110.00 | |
| 79500 | | | | | | | |
| 79500 | WAVE PUBLISHING | J76983 | envelopes | 04/30/2018 | 105.00 | 105.00 | 06/11/2018 |
| | Total 79500: | | | | 105.00 | 105.00 | |
| 90015 | | | | | | | |
| 90015 | JORDANELLE SPECIAL SERVIC | 05312018 | MONTHLY WATER AND SEWER | 05/31/2018 | 600.74 | 600.74 | 06/07/2018 |

| Vendor | Vendor Name | Invoice Number | Description | Invoice Date | Net Invoice Amount | Amount Paid | Date Paid |
|--------------|---------------------------|----------------|-----------------------------|--------------|--------------------|-------------|------------|
| Total 90015: | | | | | 600.74 | 600.74 | |
| 90068 | | | | | | | |
| 90068 | RIMROCK TECHNOLOGIES, INC | 1566 | SERVICE ON PHONE SYSTEM | 05/23/2018 | 360.00 | 360.00 | 06/07/2018 |
| Total 90068: | | | | | 360.00 | 360.00 | |
| 90072 | | | | | | | |
| 90072 | SKAGGS | 3068681R1 | UNIFORMS | 06/05/2018 | 345.98 | 345.98 | 06/12/2018 |
| Total 90072: | | | | | 345.98 | 345.98 | |
| 90082 | | | | | | | |
| 90082 | COLONIAL SUPPLEMENTAL IN | 06012018 | SUPPPLEMENTAL INSURANCE | 06/01/2018 | 65.15 | 65.15 | 06/07/2018 |
| Total 90082: | | | | | 65.15 | 65.15 | |
| 90108 | | | | | | | |
| 90108 | ELECTRICAL WHOLESALE SUP | 915321187 | ELECTRICAL EQUIPMENT | 05/18/2018 | 201.82 | 201.82 | 06/07/2018 |
| 90108 | ELECTRICAL WHOLESALE SUP | 915321336 | ELECTRICAL EQUIPMENT | 05/18/2018 | 30.98 | 30.98 | 06/07/2018 |
| Total 90108: | | | | | 232.80 | 232.80 | |
| 90109 | | | | | | | |
| 90109 | ALL WEST COMMUNICATIONS | 06012018 | DSL INTERNET | 06/01/2018 | 69.95 | 69.95 | 06/11/2018 |
| Total 90109: | | | | | 69.95 | 69.95 | |
| 90145 | | | | | | | |
| 90145 | WELLS FARGO | 05102018 | safelight autoglass | 05/10/2018 | 245.64 | 245.64 | 06/11/2018 |
| 90145 | WELLS FARGO | 05102018 | adobe | 05/10/2018 | 15.88 | 15.88 | 06/11/2018 |
| 90145 | WELLS FARGO | 05102018 | staples | 05/10/2018 | 311.36 | 311.36 | 06/11/2018 |
| 90145 | WELLS FARGO | 05102018 | DISH | 05/10/2018 | 109.37 | 109.37 | 06/11/2018 |
| 90145 | WELLS FARGO | 05102018 | malwarebytes | 05/10/2018 | 26.43 | 26.43 | 06/11/2018 |
| 90145 | WELLS FARGO | 05102018 | hotels.com- fire convention | 05/10/2018 | 1,511.40 | 1,511.40 | 06/11/2018 |
| Total 90145: | | | | | 2,220.08 | 2,220.08 | |
| 90184 | | | | | | | |
| 90184 | FUELMAN | 06012018 | FUEL | 06/01/2018 | 2,874.15 | 2,874.15 | 06/07/2018 |
| Total 90184: | | | | | 2,874.15 | 2,874.15 | |
| 90187 | | | | | | | |
| 90187 | PITNEY BOWES | 06012018 | POSTAGE FOR METER | 06/01/2018 | 144.96 | 144.96 | 06/11/2018 |
| Total 90187: | | | | | 144.96 | 144.96 | |
| 90209 | | | | | | | |
| 90209 | CINTAS | 180370382 | RAGS AND RUGS | 05/14/2018 | 69.70 | 69.70 | 06/07/2018 |
| 90209 | CINTAS | 180380801 | SUPPLIES/UNIFORMS | 06/11/2018 | 74.32 | 74.32 | 06/11/2018 |
| Total 90209: | | | | | 144.02 | 144.02 | |
| 90212 | | | | | | | |
| 90212 | WEIDNER & ASSOCIATES | 51799 | EQUIPMENT AND SUPPLIES | 06/06/2018 | 68.08 | 68.08 | 06/07/2018 |

| Vendor | Vendor Name | Invoice Number | Description | Invoice Date | Net Invoice Amount | Amount Paid | Date Paid |
|--------------|---------------------------|----------------|----------------------------|--------------|--------------------|-------------|------------|
| Total 90212: | | | | | 68.08 | 68.08 | |
| 90217 | | | | | | | |
| 90217 | HEBER APPLIANCE | 148011 | RECLINERS | 05/31/2018 | 1,532.00 | 1,532.00 | 06/07/2018 |
| Total 90217: | | | | | 1,532.00 | 1,532.00 | |
| 90226 | | | | | | | |
| 90226 | FASTENAL | UTHEB62766 | materials | 05/31/2018 | 6.46 | 6.46 | 06/11/2018 |
| Total 90226: | | | | | 6.46 | 6.46 | |
| 90227 | | | | | | | |
| 90227 | LIGHTHOUSE UNIFORM CO | 98394 | DRESS UNIFORM SUPPLIES | 06/01/2018 | 695.65 | 695.65 | 06/07/2018 |
| Total 90227: | | | | | 695.65 | 695.65 | |
| 90263 | | | | | | | |
| 90263 | TRACY'S AUTO REPAIR | 17974 | VEHICLE REPAIR | 06/05/2018 | 200.74 | 200.74 | 06/12/2018 |
| Total 90263: | | | | | 200.74 | 200.74 | |
| 90274 | | | | | | | |
| 90274 | UTAH STATE FIREFIGHTERS A | 05312018 | FIREMEN'S AUXILIARY ANNUAL | 05/31/2018 | 252.00 | 252.00 | 06/07/2018 |
| Total 90274: | | | | | 252.00 | 252.00 | |
| 91000 | | | | | | | |
| 91000 | TESCH LAW OFFICES | 76648 | ATTORNEY FEES | 05/31/2018 | 5,527.60 | 5,527.60 | 06/11/2018 |
| Total 91000: | | | | | 5,527.60 | 5,527.60 | |
| 91018 | | | | | | | |
| 91018 | SUPERIOR FIRE PROTECTION | 18-048 | midway fire station review | 04/05/2018 | 175.00 | 175.00 | 06/07/2018 |
| Total 91018: | | | | | 175.00 | 175.00 | |
| 91022 | | | | | | | |
| 91022 | AIRGAS INTERMOUNTAIN INC | 9953909247 | OXYGEN REFILL | 05/31/2018 | 4.65 | 4.65 | 06/07/2018 |
| Total 91022: | | | | | 4.65 | 4.65 | |
| 91315 | | | | | | | |
| 91315 | KIERSTAN SMITH, CPA | 207 | CPA | 06/01/2018 | 2,325.00 | 2,325.00 | 06/12/2018 |
| Total 91315: | | | | | 2,325.00 | 2,325.00 | |
| 91328 | | | | | | | |
| 91328 | WASATCH AUTO PARTS | 05072018 | EQUIPMENT-REPAIRS AND MAI | 05/07/2018 | 24.55 | 24.55 | 06/07/2018 |
| 91328 | WASATCH AUTO PARTS | 05082018 | EQUIPMENT-REPAIRS AND MAI | 05/08/2018 | 194.98 | 194.98 | 06/07/2018 |
| 91328 | WASATCH AUTO PARTS | 141143 | equipment supplies | 05/04/2018 | 27.33 | 27.33 | 06/12/2018 |
| 91328 | WASATCH AUTO PARTS | 141151 | EQUIPMENT-REPAIRS AND MAI | 05/04/2018 | 14.00 | 14.00 | 06/12/2018 |
| 91328 | WASATCH AUTO PARTS | 141386 | EQUIPMENT-REPAIRS AND MAI | 05/07/2018 | 24.55 | 24.55 | 06/12/2018 |
| 91328 | WASATCH AUTO PARTS | 141398 | EQUIPMENT-REPAIRS AND MAI | 05/07/2018 | 24.64 | 24.64 | 06/12/2018 |
| 91328 | WASATCH AUTO PARTS | 141459 | EQUIPMENT-REPAIRS AND MAI | 05/08/2018 | 194.98 | 194.98 | 06/12/2018 |
| 91328 | WASATCH AUTO PARTS | 141463 | EQUIPMENT-REPAIRS AND MAI | 05/08/2018 | 4.57 | 4.57 | 06/12/2018 |
| 91328 | WASATCH AUTO PARTS | 141780 | EQUIPMENT-REPAIRS AND MAI | 05/11/2018 | 2.96 | 2.96 | 06/12/2018 |

| Vendor | Vendor Name | Invoice Number | Description | Invoice Date | Net Invoice Amount | Amount Paid | Date Paid |
|---------------|-----------------------------|----------------|--------------------------------|--------------|--------------------|-------------|------------|
| 91328 | WASATCH AUTO PARTS | 142838 | EQUIPMENT-REPAIRS AND MAI | 05/24/2018 | 22.57 | 22.57 | 06/12/2018 |
| 91328 | WASATCH AUTO PARTS | 143406 | EQUIPMENT-REPAIRS AND MAI | 05/31/2018 | 10.30 | 10.30 | 06/12/2018 |
| Total 91328: | | | | | 545.43 | 545.43 | |
| 91357 | | | | | | | |
| 91357 | WASATCH COUNTY EMS | 3066 | EQUIPMENT AND SUPPLIES | 04/01/2018 | 3,758.40 | 3,758.40 | 06/11/2018 |
| Total 91357: | | | | | 3,758.40 | 3,758.40 | |
| 91363 | | | | | | | |
| 91363 | BURTON LUMBER | 560384 | SUPPLIES | 04/20/2018 | 934.05 | 934.05 | 06/11/2018 |
| Total 91363: | | | | | 934.05 | 934.05 | |
| 91380 | | | | | | | |
| 91380 | LEE'S MARKETPLACE | 05262018 | SUPPLIES | 05/26/2018 | 423.85 | 423.85 | 06/11/2018 |
| Total 91380: | | | | | 423.85 | 423.85 | |
| 91381 | | | | | | | |
| 91381 | POINT S TIRE AND AUTO SERVI | 119756 | VEHICLE REPAIR AND MAINTENANCE | 05/10/2018 | 100.00 | 100.00 | 06/07/2018 |
| Total 91381: | | | | | 100.00 | 100.00 | |
| 91395 | | | | | | | |
| 91395 | EXECUTECH | 51116 | IT | 05/01/2018 | 224.39 | 224.39 | 06/07/2018 |
| 91395 | EXECUTECH | 51886 | IT SERVICES | 04/30/2018 | 38.47 | 38.47 | 06/07/2018 |
| Total 91395: | | | | | 262.86 | 262.86 | |
| 91405 | | | | | | | |
| 91405 | SHRED-IT | 8124779355 | SERVICE | 05/18/2018 | 342.00 | 342.00 | 06/07/2018 |
| Total 91405: | | | | | 342.00 | 342.00 | |
| Grand Totals: | | | | | 187,732.35 | 187,732.35 | |

Dated: _____

Fire Board Chairman: *Steve Ferrell*

Board Members: *[Signature]*

[Signature]

[Signature]

Kendall Crutenden

[Signature]

[Signature]

Fire Chief: _____


Report Criteria:


Paid transmittals included
Unpaid transmittals included

| Transmittal Number | Name | Check Number | Pay Per Date | Pay Code | Description | GL Account | Amount |
|--------------------|---------------------|--------------|--------------|----------|--------------------------------------|------------|----------|
| 1 | | | | | | | |
| 1 | INTERNAL REVENUE SE | 0 | 05/05/2018 | 74-00 | 941 FICA/FWH Tax Deposit Social Secu | 1-21100 | 1,571.36 |
| 1 | INTERNAL REVENUE SE | 0 | 05/05/2018 | 74-00 | 941 FICA/FWH Tax Deposit Social Secu | 1-21100 | 1,571.36 |
| 1 | INTERNAL REVENUE SE | 0 | 05/05/2018 | 75-00 | 941 FICA/FWH Tax Deposit Medicare P | 1-21100 | 367.48 |
| 1 | INTERNAL REVENUE SE | 0 | 05/05/2018 | 75-00 | 941 FICA/FWH Tax Deposit Medicare P | 1-21100 | 367.48 |
| 1 | INTERNAL REVENUE SE | 0 | 05/05/2018 | 76-00 | 941 FICA/FWH Tax Deposit FWT Pay P | 1-21200 | 2,733.95 |
| Total 1: | | | | | | | 6,611.63 |
| Grand Totals: | | | | | | | 6,611.63 |



Kordell Carttenden






Report Criteria:

Paid transmittals included
Unpaid transmittals included


| Transmittal Number | Name | Check Number | Pay Per Date | Pay Code | Description | GL Account | Amount |
|--------------------|---------------------|--------------|--------------|----------|--------------------------------------|------------|-----------|
| 1 | | | | | | | |
| 1 | INTERNAL REVENUE SE | 0 | 05/10/2018 | 74-00 | 941 FICA/FWH Tax Deposit Social Secu | 1-21100 | 2,780.44 |
| 1 | INTERNAL REVENUE SE | 0 | 05/10/2018 | 74-00 | 941 FICA/FWH Tax Deposit Social Secu | 1-21100 | 2,780.44 |
| 1 | INTERNAL REVENUE SE | 0 | 05/10/2018 | 75-00 | 941 FICA/FWH Tax Deposit Medicare P | 1-21100 | 650.29 |
| 1 | INTERNAL REVENUE SE | 0 | 05/10/2018 | 75-00 | 941 FICA/FWH Tax Deposit Medicare P | 1-21100 | 650.29 |
| 1 | INTERNAL REVENUE SE | 0 | 05/10/2018 | 76-00 | 941 FICA/FWH Tax Deposit FWT Pay P | 1-21200 | 3,177.75 |
| Total 1: | | | | | | | 10,039.21 |
| Grand Totals: | | | | | | | 10,039.21 |




Kendall C. Gortender



Mrs. Paul



Mrs. Farrel





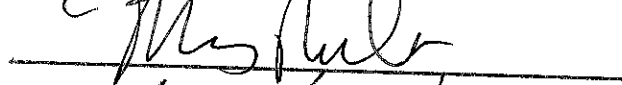


Report Criteria:

Paid transmittals included

Unpaid transmittals included

| Transmittal Number | Name | Check Number | Pay Per Date | Pay Code | Description | GL Account | Amount |
|--------------------|---------------------|--------------|--------------|----------|--------------------------------------|------------|----------|
| 1 | | | | | | | |
| 1 | INTERNAL REVENUE SE | 0 | 05/19/2018 | 74-00 | 941 FICA/FWH Tax Deposit Social Secu | 1-21100 | 1,432.22 |
| 1 | INTERNAL REVENUE SE | 0 | 05/19/2018 | 74-00 | 941 FICA/FWH Tax Deposit Social Secu | 1-21100 | 1,432.22 |
| 1 | INTERNAL REVENUE SE | 0 | 05/19/2018 | 75-00 | 941 FICA/FWH Tax Deposit Medicare P | 1-21100 | 334.95 |
| 1 | INTERNAL REVENUE SE | 0 | 05/19/2018 | 75-00 | 941 FICA/FWH Tax Deposit Medicare P | 1-21100 | 334.95 |
| 1 | INTERNAL REVENUE SE | 0 | 05/19/2018 | 76-00 | 941 FICA/FWH Tax Deposit FWT Pay P | 1-21200 | 2,442.52 |
| Total 1: | | | | | | | 5,976.86 |
| Grand Totals: | | | | | | | 5,976.86 |



Kendall Christensen











Report Criteria:

Paid transmittals included
Unpaid transmittals included

| Transmittal Number | Name | Check Number | Pay Per Date | Pay Code | Description | GL Account | Amount |
|--------------------|---------------------|--------------|--------------|----------|--------------------------------------|------------|----------|
| 1 | | | | | | | |
| 1 | INTERNAL REVENUE SE | 0 | 05/25/2018 | 74-00 | 941 FICA/FWH Tax Deposit Social Secu | 1-21100 | 2,119.92 |
| 1 | INTERNAL REVENUE SE | 0 | 05/25/2018 | 74-00 | 941 FICA/FWH Tax Deposit Social Secu | 1-21100 | 2,119.92 |
| 1 | INTERNAL REVENUE SE | 0 | 05/25/2018 | 75-00 | 941 FICA/FWH Tax Deposit Medicare P | 1-21100 | 495.80 |
| 1 | INTERNAL REVENUE SE | 0 | 05/25/2018 | 75-00 | 941 FICA/FWH Tax Deposit Medicare P | 1-21100 | 495.80 |
| 1 | INTERNAL REVENUE SE | 0 | 05/25/2018 | 76-00 | 941 FICA/FWH Tax Deposit FWT Pay P | 1-21200 | 2,995.56 |
| Total 1: | | | | | | | 8,227.00 |
| Grand Totals: | | | | | | | 8,227.00 |


Kendal Scottenden

Report Criteria:

- Paid transmittals included
- Unpaid transmittals included

| Transmittal Number | Name | Check Number | Pay Per Date | Pay Code | Description | GL Account | Amount |
|--------------------|---------------------|--------------|--------------|----------|--------------------------------------|------------|----------|
| 1 | | | | | | | |
| 1 | INTERNAL REVENUE SE | 0 | 06/02/2018 | 74-00 | 941 FICA/FWH Tax Deposit Social Secu | 1-21100 | 1,432.95 |
| 1 | INTERNAL REVENUE SE | 0 | 06/02/2018 | 74-00 | 941 FICA/FWH Tax Deposit Social Secu | 1-21100 | 1,432.95 |
| 1 | INTERNAL REVENUE SE | 0 | 06/02/2018 | 75-00 | 941 FICA/FWH Tax Deposit Medicare P | 1-21100 | 335.12 |
| 1 | INTERNAL REVENUE SE | 0 | 06/02/2018 | 75-00 | 941 FICA/FWH Tax Deposit Medicare P | 1-21100 | 335.12 |
| 1 | INTERNAL REVENUE SE | 0 | 06/02/2018 | 76-00 | 941 FICA/FWH Tax Deposit FWT Pay P | 1-21200 | 2,428.92 |
| Total 1: | | | | | | | 5,963.06 |
| Grand Totals: | | | | | | | 5,963.06 |



Kandace Sattogren

