

Report Criteria:

Detail report.

Invoices with totals above \$0 included.

Paid and unpaid invoices included.

Vendor	Vendor Name	Invoice Number	Description	Invoice Date	Net Invoice Amount	Amount Paid	Date Paid
8350							
8350	A T & T	07042018	LONG DISTANCE PHONE BILLIN	07/04/2018	680.61	680.61	07/26/2018
8350	A T & T	08042018	LONG DISTANCE PHONE BILLIN	08/04/2018	538.54	538.54	08/14/2018
Total 8350:					1,219.15	1,219.15	
9200							
9200	AFLAC	539428	AFLAC INSURANCE	07/25/2018	338.66	338.66	08/09/2018
9200	AFLAC	539426	AFLAC INSURANCE	07/25/2018	96.10	96.10	08/09/2018
Total 9200:					434.76	434.76	
10300							
10300	BALLARD SPAHR ANDREWS & I	20180700571	legal	07/09/2018	4,864.50	4,864.50	07/26/2018
10300	BALLARD SPAHR ANDREWS & I	20180700572	legal	07/09/2018	680.40	680.40	07/26/2018
Total 10300:					5,544.90	5,544.90	
12000							
12000	CASELLE	89434	PROGRAMS/SUPPORT	08/01/2018	660.00	660.00	08/09/2018
Total 12000:					660.00	660.00	
36000							
36000	HICKEN OXYGEN @ PLAZA	06302018	oxygen tank rental	06/30/2018	12.00	12.00	07/26/2018
Total 36000:					12.00	12.00	
46700							
46700	L N CURTIS & SONS	195949	EQUIPMENT - SUPPLIES	06/27/2018	2,412.77	2,412.77	07/26/2018
46700	L N CURTIS & SONS	198494	EQUIPMENT - SUPPLIES	07/06/2018	898.81	898.81	07/26/2018
46700	L N CURTIS & SONS	198890	EQUIPMENT / SUPPLIES	07/10/2018	1,624.44	1,624.44	07/26/2018
46700	L N CURTIS & SONS	201069	supplies	07/18/2018	302.50	302.50	08/14/2018
46700	L N CURTIS & SONS	203261	supplies	07/26/2018	13.81	13.81	08/14/2018
46700	L N CURTIS & SONS	205171	supplies	07/31/2018	983.74	983.74	08/14/2018
Total 46700:					6,236.07	6,236.07	
49595							
49595	DOMINION ENERGY	07162018	NATURAL GAS SERVICE	07/16/2018	42.39	42.39	07/26/2018
Total 49595:					42.39	42.39	
50960							
50960	SMITH CUSTOMER CHARGES-	07212018	SUPPLIES AND MATERIALS	07/21/2018	164.78	164.78	08/14/2018
Total 50960:					164.78	164.78	
55001							
55001	HEBER-PARK CITY APPLIANCE	147700	Installation	05/19/2018	89.00	89.00	08/09/2018
Total 55001:					89.00	89.00	

Vendor	Vendor Name	Invoice Number	Description	Invoice Date	Net Invoice Amount	Amount Paid	Date Paid
62000							
62000	HURST-Ace Hardware	07312018	SUPPLIES	07/31/2018	316.97	316.97	08/09/2018
	Total 62000:				316.97	316.97	
65000							
65000	UTAH LOCAL GOVERNMENTS T	1567723	WORKERS COMP INSURANCE	06/26/2018	1,617.07	1,617.07	08/09/2018
65000	UTAH LOCAL GOVERNMENTS T	1568898	Workers Comp	07/20/2018	2,096.51	2,096.51	08/14/2018
	Total 65000:				3,713.58	3,713.58	
66150							
66150	ROCKY MOUNTAIN POWER	07202018	JORDANELLE FIRE STATION	07/20/2018	704.55	704.55	08/14/2018
	Total 66150:				704.55	704.55	
66225							
66225	UTAH RETIREMENT SYSTEMS	07202018	installment	07/20/2018	434.84	434.84	07/20/2018
66225	UTAH RETIREMENT SYSTEMS	07202018	RETIREMENT	07/20/2018	17,508.07	17,508.07	07/20/2018
66225	UTAH RETIREMENT SYSTEMS	07312018	installment	07/31/2018	422.47	422.47	07/31/2018
66225	UTAH RETIREMENT SYSTEMS	07312018	RETIREMENT	07/31/2018	17,884.88	17,884.88	07/31/2018
	Total 66225:				36,250.26	36,250.26	
66250							
66250	UTAH VALLEY UNIVERSITY	A25077	TRAINING-EDUCATIONAL	07/06/2018	250.00	250.00	07/26/2018
	Total 66250:				250.00	250.00	
68000							
68000	VERIZON WIRELESS	07252018	CELL PHONE CHARGES	07/25/2018	110.37	110.37	07/26/2018
	Total 68000:				110.37	110.37	
74000							
74000	WASATCH COUNTY	341	HEALTH INSURANCE	07/31/2018	40,095.74	40,095.74	08/14/2018
74000	WASATCH COUNTY	618	PHONES	07/30/2018	2,398.95	2,398.95	08/14/2018
	Total 74000:				42,494.69	42,494.69	
78000							
78000	WASATCH COUNTY SOLID WAS	08012018	UTILITIES	08/01/2018	110.00	110.00	08/09/2018
	Total 78000:				110.00	110.00	
90015							
90015	JORDANELLE SPECIAL SERVIC	07312018	MONTHLY WATER AND SEWER	07/31/2018	979.16	979.16	08/09/2018
	Total 90015:				979.16	979.16	
90031							
90031	STANDARD PLUMBING	HJQZ21	Plumb reapir materials	05/31/2018	4.60	4.60	07/26/2018
	Total 90031:				4.60	4.60	
90072							
90072	SKAGGS	3077045RI	UNIFORMS	07/03/2018	118.99	118.99	07/26/2018
90072	SKAGGS	3077047RI	UNIFORMS	07/03/2018	76.89	76.89	07/26/2018

Vendor	Vendor Name	Invoice Number	Description	Invoice Date	Net Invoice Amount	Amount Paid	Date Paid
Total 90072:					195.88	195.88	
90082							
90082	COLONIAL SUPPLEMENTAL IN	7667819-0801	SUPPLEMENTAL INSURANCE	07/21/2018	65.15	65.15	08/09/2018
Total 90082:					65.15	65.15	
90108							
90108	ELECTRICAL WHOLESALE SUP	915766386	ELECTRICAL EQUIPMENT	07/25/2018	2.58	2.58	08/09/2018
90108	ELECTRICAL WHOLESALE SUP	915768203	ELECTRICAL EQUIPMENT	07/25/2018	3.55	3.55	08/09/2018
90108	ELECTRICAL WHOLESALE SUP	915849971	ELECTRICAL EQUIPMENT	08/06/2018	60.17	60.17	08/14/2018
Total 90108:					66.30	66.30	
90109							
90109	ALL WEST COMMUNICATIONS	08012018	DSL INTERNET	08/01/2018	76.95	76.95	08/14/2018
Total 90109:					76.95	76.95	
90145							
90145	WELLS FARGO	05282018	Credit	05/28/2018	302.28-	302.28-	08/01/2018
90145	WELLS FARGO	05282018-1	Credit	05/28/2018	302.28-	302.28-	08/01/2018
90145	WELLS FARGO	05282018-3	Credit	05/28/2018	302.28-	302.28-	08/01/2018
90145	WELLS FARGO	05282018-4	Credit	05/28/2018	302.28-	302.28-	08/01/2018
90145	WELLS FARGO	05312018	autopayment	05/31/2018	1,010.96	.00	
90145	WELLS FARGO	07132018	VISA PAYMENT	07/13/2018	121.83	121.83	08/09/2018
90145	WELLS FARGO	07132018	VISA PAYMENT	07/13/2018	156.81	156.81	08/09/2018
90145	WELLS FARGO	07132018	VISA PAYMENT	07/13/2018	15.88	15.88	08/09/2018
90145	WELLS FARGO	07132018	VISA PAYMENT	07/13/2018	109.37	109.37	08/09/2018
90145	WELLS FARGO	07132018	VISA PAYMENT	07/13/2018	130.20	130.20	08/09/2018
90145	WELLS FARGO	07132018	VISA PAYMENT	07/13/2018	104.61	104.61	08/09/2018
90145	WELLS FARGO	07132018	over limit fee	07/13/2018	39.00	39.00	08/09/2018
90145	WELLS FARGO	07132018	VISA PAYMENT	07/13/2018	78.00	78.00	08/09/2018
Total 90145:					557.54	453.42-	
90180							
90180	SUNRISE ENVIRONMENTAL	88687	SUPPLIES	07/16/2018	161.77	161.77	08/14/2018
Total 90180:					161.77	161.77	
90184							
90184	FUELMAN	08032018	FUEL	08/03/2018	2,166.59	2,166.59	08/09/2018
Total 90184:					2,166.59	2,166.59	
90187							
90187	PITNEY BOWES	08012018	POSTAGE FOR METER	08/01/2018	201.00	201.00	08/09/2018
Total 90187:					201.00	201.00	
90209							
90209	CINTAS	4008327424	SUPPLIES/UNIFORMS	08/06/2018	74.32	74.32	08/14/2018
Total 90209:					74.32	74.32	

Vendor	Vendor Name	Invoice Number	Description	Invoice Date	Net Invoice Amount	Amount Paid	Date Paid
90212							
90212	WEIDNER & ASSOCIATES	52009	EQUIPMENT AND SUPPLIES	07/08/2018	879.00	879.00	07/26/2018
90212	WEIDNER & ASSOCIATES	52022	EQUIPMENT AND SUPPLIES	07/10/2018	2,480.00	2,480.00	07/26/2018
90212	WEIDNER & ASSOCIATES	52049	EQUIPMENT AND SUPPLIES	07/10/2018	318.28	318.28	07/26/2018
90212	WEIDNER & ASSOCIATES	52102	EQUIPMENT AND SUPPLIES	07/16/2018	630.00	630.00	07/26/2018
90212	WEIDNER & ASSOCIATES	52187	EQUIPMENT AND SUPPLIES	07/30/2018	166.28	166.28	08/09/2018
90212	WEIDNER & ASSOCIATES	52257	EQUIPMENT AND SUPPLIES	08/03/2018	421.00	421.00	08/09/2018
90212	WEIDNER & ASSOCIATES	52306	EQUIPMENT AND SUPPLIES	08/08/2018	435.00	435.00	08/09/2018
Total 90212:					5,329.56	5,329.56	
90280							
90280	ROCKY MOUNTAIN AMBULANC	2018-0156L	AMBULANCE PARTS	07/31/2018	51.83	51.83	08/09/2018
Total 90280:					51.83	51.83	
91000							
91000	TESCH LAW OFFICES	76666	legal	06/30/2018	5,313.88	5,313.88	07/26/2018
Total 91000:					5,313.88	5,313.88	
91022							
91022	AIRGAS INTERMOUNTAIN INC	9955294933	OXYGEN REFILL	07/31/2018	4.65	4.65	08/09/2018
Total 91022:					4.65	4.65	
91315							
91315	KIERSTAN SMITH, CPA	211		08/06/2018	2,418.75	2,418.75	08/09/2018
Total 91315:					2,418.75	2,418.75	
91328							
91328	WASATCH AUTO PARTS	07122018	EQUIPMENT-REPAIRS AND MAI	07/12/2018	21.26	21.26	07/26/2018
91328	WASATCH AUTO PARTS	07142018	EQUIPMENT-REPAIRS AND MAI	07/14/2018	31.28	31.28	08/14/2018
91328	WASATCH AUTO PARTS	07142018	EQUIPMENT-REPAIRS AND MAI	07/14/2018	19.67	19.67	08/14/2018
91328	WASATCH AUTO PARTS	07142018	EQUIPMENT-REPAIRS AND MAI	07/14/2018	78.91	78.91	08/14/2018
91328	WASATCH AUTO PARTS	07142018	EQUIPMENT-REPAIRS AND MAI	07/14/2018	99.49	99.49	08/14/2018
91328	WASATCH AUTO PARTS	07142018	EQUIPMENT-REPAIRS AND MAI	07/14/2018	166.66	166.66	08/14/2018
91328	WASATCH AUTO PARTS	07142018	EQUIPMENT-REPAIRS AND MAI	07/14/2018	6.26	6.26	08/14/2018
91328	WASATCH AUTO PARTS	07142018	EQUIPMENT-REPAIRS AND MAI	07/14/2018	3.65	3.65	08/14/2018
91328	WASATCH AUTO PARTS	07142018	EQUIPMENT-REPAIRS AND MAI	07/14/2018	8.29	8.29	08/14/2018
91328	WASATCH AUTO PARTS	07142018	EQUIPMENT-REPAIRS AND MAI	07/14/2018	7.30	7.30	08/14/2018
91328	WASATCH AUTO PARTS	07142018	EQUIPMENT-REPAIRS AND MAI	07/14/2018	26.28	26.28	08/14/2018
91328	WASATCH AUTO PARTS	07142018	EQUIPMENT-REPAIRS AND MAI	07/14/2018	17.98	17.98	08/14/2018
91328	WASATCH AUTO PARTS	07182018	EQUIPMENT-REPAIRS AND MAI	07/18/2018	15.77	15.77	07/26/2018
91328	WASATCH AUTO PARTS	07232018	EQUIPMENT-REPAIRS AND MAI	07/23/2018	17.26	17.26	08/09/2018
91328	WASATCH AUTO PARTS	07252018	EQUIPMENT-REPAIRS AND MAI	07/25/2018	4.97	4.97	08/09/2018
Total 91328:					525.03	525.03	
91380							
91380	LEE'S MARKETPLACE	06302018	SUPPLIES	06/30/2018	518.58	518.58	08/14/2018
91380	LEE'S MARKETPLACE	07282018	SUPPLIES	07/28/2018	453.43	453.43	08/14/2018
Total 91380:					972.01	972.01	
91395							
91395	EXECUTECH	54814		06/30/2018	38.47	38.47	07/26/2018


Vendor	Vendor Name	Invoice Number	Description	Invoice Date	Net Invoice Amount	Amount Paid	Date Paid
91395	EXECUTECH	56248		07/31/2018	262.85	262.85	08/14/2018
Total 91395:					301.32	301.32	
91398							
91398	EMERGENCY SERVICES CONS	17-640	NEEDS ASSESSMENT	07/31/2018	3,000.00	3,000.00	08/09/2018
Total 91398:					3,000.00	3,000.00	
91411							
91411	Alsco	07262018	Supplies	07/26/2018	124.86	124.86	07/26/2018
Total 91411:					124.86	124.86	
91412							
91412	Center for Education and Employ	07145804	Training Books	10/05/2017	254.95	254.95	07/26/2018
Total 91412:					254.95	254.95	
91413							
91413	Equity Building Solutions	06112018	Landscape Bond	06/11/2018	5,000.00	5,000.00	07/26/2018
91413	Equity Building Solutions	06122018	Landscape Bond	06/12/2018	5,000.00	5,000.00	07/26/2018
Total 91413:					10,000.00	10,000.00	
91414							
91414	Signarama	1488	Graphics	07/10/2018	217.56	217.56	07/26/2018
Total 91414:					217.56	217.56	
91415							
91415	Tina Rodriguez	07312108	station paint	07/31/2018	187.47	187.47	07/31/2018
Total 91415:					187.47	187.47	
91416							
91416	Rodriguez, Tina	08092018		08/09/2018	100.55	100.55	08/09/2018
Total 91416:					100.55	100.55	
91417							
91417	Alex Breton	08142018	EMT Training	08/14/2018	5,435.00	5,435.00	08/14/2018
Total 91417:					5,435.00	5,435.00	
Grand Totals:					137,140.15	136,129.19	

Vendor	Vendor Name	Invoice Number	Description	Invoice Date	Net Invoice Amount	Amount Paid	Date Paid
--------	-------------	----------------	-------------	--------------	--------------------	-------------	-----------

Dated: _____

Fire Board Chairman: _____

Board Members: _____



Handwritten signatures of board members on lined paper. The signatures are written in black ink and are somewhat cursive. There are three distinct signatures visible, each on a separate line.

Fire Chief: _____

Report Criteria:

Detail report.





Invoices with totals above \$0 included.

Paid and unpaid invoices included.

Report Criteria:

Paid transmittals included
Unpaid transmittals included

Transmittal Number	Name	Check Number	Pay Per Date	Pay Code	Description	GL Account	Amount
1							
1	INTERNAL REVENUE SE	0	07/25/2018	74-00	941 FICA/FWH Tax Deposit Social Secu	1-21100	4,297.08
1	INTERNAL REVENUE SE	0	07/25/2018	74-00	941 FICA/FWH Tax Deposit Social Secu	1-21100	4,297.08
1	INTERNAL REVENUE SE	0	07/25/2018	75-00	941 FICA/FWH Tax Deposit Medicare P	1-21100	1,004.96
1	INTERNAL REVENUE SE	0	07/25/2018	75-00	941 FICA/FWH Tax Deposit Medicare P	1-21100	1,004.96
1	INTERNAL REVENUE SE	0	07/25/2018	76-00	941 FICA/FWH Tax Deposit FWT Pay P	1-21200	6,514.75
Total 1:							17,118.83
Grand Totals:							17,118.83







Report Criteria:

Paid transmittals included

Unpaid transmittals included


Transmittal Number	Name	Check Number	Pay Per Date	Pay Code	Description	GL Account	Amount
1							
1	INTERNAL REVENUE SE	0	07/10/2018	74-00	941 FICA/FWH Tax Deposit Social Secu	1-21100	5,036.96
1	INTERNAL REVENUE SE	0	07/10/2018	74-00	941 FICA/FWH Tax Deposit Social Secu	1-21100	5,036.96
1	INTERNAL REVENUE SE	0	07/10/2018	75-00	941 FICA/FWH Tax Deposit Medicare P	1-21100	1,178.04
1	INTERNAL REVENUE SE	0	07/10/2018	75-00	941 FICA/FWH Tax Deposit Medicare P	1-21100	1,178.04
1	INTERNAL REVENUE SE	0	07/10/2018	76-00	941 FICA/FWH Tax Deposit FWT Pay P	1-21200	7,210.64
Total 1:							19,640.64
Grand Totals:							19,640.64











Report Criteria:
Paid transmittals included
Unpaid transmittals included

Transmittal Number	Name	Check Number	Pay Per Date	Pay Code	Description	GL Account	Amount
1							
1	INTERNAL REVENUE SE	0	08/10/2018	74-00	941 FICA/FWH Tax Deposit Social Secu	1-21100	5,366.80
1	INTERNAL REVENUE SE	0	08/10/2018	74-00	941 FICA/FWH Tax Deposit Social Secu	1-21100	5,366.80
1	INTERNAL REVENUE SE	0	08/10/2018	75-00	941 FICA/FWH Tax Deposit Medicare P	1-21100	1,255.19
1	INTERNAL REVENUE SE	0	08/10/2018	75-00	941 FICA/FWH Tax Deposit Medicare P	1-21100	1,255.19
1	INTERNAL REVENUE SE	0	08/10/2018	76-00	941 FICA/FWH Tax Deposit FWT Pay P	1-21200	8,305.72
Total 1:							21,549.70
Grand Totals:							21,549.70

