

Report Criteria:
 Detail report.
 Invoices with totals above \$0 included.
 Paid and unpaid invoices included.

Vendor	Vendor Name	Invoice Number	Description	Invoice Date	Net Invoice Amount	Amount Paid	Date Paid
8350							
8350	A T & T	09042018	LONG DISTANCE PHONE BILLIN	09/04/2018	376.82	376.82	09/11/2018
Total 8350:					376.82	376.82	
9200							
9200	AFLAC	966835	AFLAC INSURANCE	08/25/2018	213.60	213.60	09/05/2018
9200	AFLAC	965835	AFLAC INSURANCE	08/25/2018	221.16	221.16	09/05/2018
Total 9200:					434.76	434.76	
12000							
12000	CASELLE	90009	PROGRAMS/SUPPORT	09/01/2018	660.00	660.00	09/11/2018
Total 12000:					660.00	660.00	
36000							
36000	HICKEN OXYGEN @ PLAZA	R073118-105	oxygen tank rental	07/31/2018	6.00	6.00	09/05/2018
Total 36000:					6.00	6.00	
46700							
46700	L N CURTIS & SONS	205634	Uniforms-supplies	08/03/2018	318.75	318.75	09/05/2018
46700	L N CURTIS & SONS	206737	Uniforms-supplies	08/08/2018	151.19	151.19	09/05/2018
46700	L N CURTIS & SONS	210158	Uniforms-supplies	08/21/2018	1,364.00	1,364.00	09/05/2018
46700	L N CURTIS & SONS	211750	Uniforms-supplies	08/27/2018	895.00	895.00	09/11/2018
Total 46700:					2,728.94	2,728.94	
49595							
49595	DOMINION ENERGY	08162018	NATURAL GAS SERVICE	08/16/2018	38.52	38.52	09/05/2018
Total 49595:					38.52	38.52	
49775							
49775	SUPERIOR EQUIPMENT	CI001475	EQUIPMENT SUPPLIES	07/16/2018	636.75	636.75	09/05/2018
Total 49775:					636.75	636.75	
50960							
50960	SMITH CUSTOMER CHARGES-	404647	SUPPLIES AND MATERIALS	08/11/2018	18.00	18.00	09/05/2018
Total 50960:					18.00	18.00	
62000							
62000	HURST-Ace Hardware	120314	SUPPLIES	08/13/2018	11.13	11.13	09/05/2018
62000	HURST-Ace Hardware	120316	SUPPLIES	08/13/2018	1.24	1.24	09/05/2018
62000	HURST-Ace Hardware	120317	SUPPLIES	08/13/2018	5.99	5.99	09/05/2018
62000	HURST-Ace Hardware	120319	SUPPLIES	08/13/2018	5.99	5.99	09/05/2018
62000	HURST-Ace Hardware	120441	SUPPLIES	08/18/2018	5.90	5.90	09/05/2018
62000	HURST-Ace Hardware	120523	SUPPLIES	08/23/2018	30.96	30.96	09/05/2018
62000	HURST-Ace Hardware	120561	SUPPLIES	08/24/2018	20.98	20.98	09/05/2018
62000	HURST-Ace Hardware	120575	SUPPLIES	08/25/2018	27.66	27.66	09/05/2018

Vendor	Vendor Name	Invoice Number	Description	Invoice Date	Net Invoice Amount	Amount Paid	Date Paid
Total 62000:					109.85	109.85	
65000							
65000	UTAH LOCAL GOVERNMENTS T	1569627	Workers Comp	08/21/2018	2,096.51	2,096.51	09/11/2018
Total 65000:					2,096.51	2,096.51	
66150							
66150	ROCKY MOUNTAIN POWER	08212018	JORDANELLE FIRE STATION	08/21/2018	760.68	760.68	09/05/2018
Total 66150:					760.68	760.68	
66200							
66200	UTAH STATE TAX COMMISSION	08212018	STATE WITHHOLDING	08/21/2018	6,831.12	6,831.12	08/21/2018
Total 66200:					6,831.12	6,831.12	
66225							
66225	UTAH RETIREMENT SYSTEMS	08172018	RETIREMENT	08/17/2018	422.47	422.47	08/17/2018
66225	UTAH RETIREMENT SYSTEMS	08172018	RETIREMENT	08/17/2018	18,187.94	18,187.94	08/17/2018
66225	UTAH RETIREMENT SYSTEMS	08302018	installment	08/30/2018	2.74	2.74	08/30/2018
66225	UTAH RETIREMENT SYSTEMS	08302018	RETIREMENT	08/30/2018	17,484.74	17,484.74	08/30/2018
66225	UTAH RETIREMENT SYSTEMS	09112018	RETIREMENT	09/11/2018	271.26	271.26	09/11/2018
Total 66225:					36,369.15	36,369.15	
74000							
74000	WASATCH COUNTY	345	HEALTH INSURANCE	08/31/2018	40,616.82	40,616.82	09/11/2018
Total 74000:					40,616.82	40,616.82	
78000							
78000	WASATCH COUNTY SOLID WAS	09112018	UTILITIES	09/11/2018	110.00	110.00	09/11/2018
Total 78000:					110.00	110.00	
90015							
90015	JORDANELLE SPECIAL SERVIC	08312018	MONTHLY WATER AND SEWER	08/31/2018	821.43	821.43	09/05/2018
Total 90015:					821.43	821.43	
90072							
90072	SKAGGS	3085841 RI	UNIFORMS	08/03/2018	672.00	672.00	09/05/2018
Total 90072:					672.00	672.00	
90082							
90082	COLONIAL SUPPLEMENTAL IN	09012018	SUPPPLEMENTAL INSURANCE	09/01/2018	65.15	65.15	09/05/2018
Total 90082:					65.15	65.15	
90096							
90096	REAMS	592562	CLOTHING	08/24/2018	121.49	121.49	09/05/2018
Total 90096:					121.49	121.49	

Vendor	Vendor Name	Invoice Number	Description	Invoice Date	Net Invoice Amount	Amount Paid	Date Paid
90109							
90109	ALL WEST COMMUNICATIONS	09012018	DSL INTERNET	09/01/2018	76.95	76.95	09/05/2018
Total 90109:					76.95	76.95	
90145							
90145	WELLS FARGO	09112018	adobe	09/11/2018	15.88	15.88	09/11/2018
90145	WELLS FARGO	09112018	DISH	09/11/2018	109.37	109.37	09/11/2018
90145	WELLS FARGO	09112018	amazon supplies	09/11/2018	174.99	174.99	09/11/2018
90145	WELLS FARGO	09112018	amazon supplies	09/11/2018	53.98	53.98	09/11/2018
90145	WELLS FARGO	09112018	Walmart Supplies	09/11/2018	47.53	47.53	09/11/2018
90145	WELLS FARGO	09112018	staples	09/11/2018	11.17	11.17	09/11/2018
90145	WELLS FARGO	09112018	Etsy Firefighter giveaways	09/11/2018	1,123.20	1,123.20	09/11/2018
90145	WELLS FARGO	09112018	Lees flowers	09/11/2018	60.55	60.55	09/11/2018
90145	WELLS FARGO	09112018	staples	09/11/2018	6.98	6.98	09/11/2018
90145	WELLS FARGO	09112018	etsy	09/11/2018	76.29	76.29	09/11/2018
90145	WELLS FARGO	09112018	Phones	09/11/2018	115.37	115.37	09/11/2018
Total 90145:					1,795.31	1,795.31	
90168							
90168	VEHICLE LIGHTING SOLUTION	3519		08/29/2018	189.62	189.62	09/05/2018
Total 90168:					189.62	189.62	
90184							
90184	FUELMAN	09032018	FUEL	09/03/2018	2,722.75	2,722.75	09/11/2018
Total 90184:					2,722.75	2,722.75	
90187							
90187	PITNEY BOWES	09112018	POSTAGE FOR METER	09/11/2018	144.96	144.96	09/11/2018
Total 90187:					144.96	144.96	
90209							
90209	CINTAS	4009302113	SUPPLIES/UNIFORMS	09/04/2018	74.32	74.32	09/05/2018
Total 90209:					74.32	74.32	
90212							
90212	WEIDNER & ASSOCIATES	52440	uniform supplies	08/29/2018	3,422.50	3,422.50	09/11/2018
90212	WEIDNER & ASSOCIATES	52548	TURNOUTS	09/07/2018	1,936.45	1,936.45	09/11/2018
90212	WEIDNER & ASSOCIATES	52549	TURNOUTS	09/07/2018	13,442.10	13,442.10	09/11/2018
Total 90212:					18,801.05	18,801.05	
90241							
90241	WASATCH COUNTY COMMUNIC	JULY 18	PAGERS/RADIOS	08/20/2018	4,464.64	4,464.64	09/05/2018
90241	WASATCH COUNTY COMMUNIC	JUNE 18	PAGERS/RADIOS	08/20/2018	5,160.64	5,160.64	09/05/2018
Total 90241:					9,625.28	9,625.28	
91022							
91022	AIRGAS INTERMOUNTAIN INC	9955979557	OXYGEN REFILL	08/31/2018	4.65	4.65	09/11/2018
Total 91022:					4.65	4.65	





Vendor	Vendor Name	Invoice Number	Description	Invoice Date	Net Invoice Amount	Amount Paid	Date Paid
91315							
91315	KIERSTAN SMITH, CPA	213		08/31/2018	731.25	731.25	09/05/2018
Total 91315:					731.25	731.25	
91328							
91328	WASATCH AUTO PARTS	08132018	EQUIPMENT-REPAIRS AND MAI	08/13/2018	16.33	16.33	09/05/2018
91328	WASATCH AUTO PARTS	08132018-2	EQUIPMENT-REPAIRS AND MAI	08/13/2018	12.33	12.33	09/05/2018
91328	WASATCH AUTO PARTS	08132018-3	EQUIPMENT-REPAIRS AND MAI	08/13/2018	1.90	1.90	09/05/2018
91328	WASATCH AUTO PARTS	08132018-4	EQUIPMENT-REPAIRS AND MAI	08/13/2018	10.90	10.90	09/05/2018
91328	WASATCH AUTO PARTS	08132018-5	EQUIPMENT-REPAIRS AND MAI	08/13/2018	6.97	6.97	09/05/2018
91328	WASATCH AUTO PARTS	08132018-6	EQUIPMENT-REPAIRS AND MAI	08/13/2018	6.04	6.04	09/05/2018
91328	WASATCH AUTO PARTS	08162018	EQUIPMENT-REPAIRS AND MAI	08/16/2018	20.97	20.97	09/05/2018
Total 91328:					75.44	75.44	
91380							
91380	LEE'S MARKETPLACE	09112018	SUPPLIES	09/11/2018	1,361.69	1,361.69	09/11/2018
Total 91380:					1,361.69	1,361.69	
91398							
91398	EMERGENCY SERVICES CONS	17-878	NEEDS ASSESSMENT	08/31/2018	4,190.00	4,190.00	09/11/2018
Total 91398:					4,190.00	4,190.00	
91418							
91418	Neerings, Clint	08302018	training supplies	08/30/2018	587.59	587.59	08/30/2018
Total 91418:					587.59	587.59	
91419							
91419	Oakwood Homes	05232018	Landscape Bond	05/23/2018	5,000.00	5,000.00	09/05/2018
91419	Oakwood Homes	08192018	Landscape Bond	08/19/2018	5,000.00	5,000.00	09/05/2018
Total 91419:					10,000.00	10,000.00	
91420							
91420	Ridley's	08312018	Supplies	08/31/2018	103.36	103.36	09/11/2018
Total 91420:					103.36	103.36	
91421							
91421	Rainey Homes	09112018	Landscape Bond	09/11/2018	5,000.00	5,000.00	09/11/2018
Total 91421:					5,000.00	5,000.00	
91422							
91422	Larsen, Al	09112018	EMTI Training and Certification	09/11/2018	1,262.00	1,262.00	09/11/2018
Total 91422:					1,262.00	1,262.00	
Grand Totals:					150,220.21	150,220.21	

Vendor	Vendor Name	Invoice Number	Description	Invoice Date	Net Invoice Amount	Amount Paid	Date Paid
--------	-------------	----------------	-------------	--------------	--------------------	-------------	-----------

Dated: _____

Fire Board Chairman: _____

Board Members: _____


Kendall Crutcher




Fire Chief: _____

Report Criteria:

- Detail report.
- Invoices with totals above \$0 included.
- Paid and unpaid invoices included.

Report Criteria:

Paid transmittals included
Unpaid transmittals included

Transmittal Number	Name	Check Number	Pay Per Date	Pay Code	Description	GL Account	Amount
1							
1	INTERNAL REVENUE SE	0	08/25/2018	74-00	941 FICA/FWH Tax Deposit Social Secu	1-21100	4,208.71
1	INTERNAL REVENUE SE	0	08/25/2018	74-00	941 FICA/FWH Tax Deposit Social Secu	1-21100	4,208.71
1	INTERNAL REVENUE SE	0	08/25/2018	75-00	941 FICA/FWH Tax Deposit Medicare P	1-21100	984.27
1	INTERNAL REVENUE SE	0	08/25/2018	75-00	941 FICA/FWH Tax Deposit Medicare P	1-21100	984.27
1	INTERNAL REVENUE SE	0	08/25/2018	76-00	941 FICA/FWH Tax Deposit FWT Pay P	1-21200	6,422.99
Total 1:							16,808.95
Grand Totals:							16,808.95



Kendall Swatsman

By *non*

